


FY 2017 FINANCIAL PLAN
(In Thousand Pesos)

Department: State Universities and Colleges (SUCs)
Agency: Pangasinan State University
Operating Unit: N/A
Organization Code (UACS): 080130000000


Particulars	UACS CODE	Current Year's Obligation				Budget Year Obligation Program										
		Actual	Estimate	Total	Total	COMPREHENSIVE RELEASE					FOR LATER RELEASE(Negative List)					
		Jan.1-Sept.30	Oct.1-Dec.31	5= 3+4	6= 11+16	Q1	Q2	Q3	Q4	Sub Total	11= 7+8+9+10	Q1	Q2	Q3	Q4	Sub Total
1	2	3	4	5= 3+4	6= 11+16	7	8	9	10	11= 7+8+9+10	12	13	14	15	16= 12+13+ 14+15	
Part A		310,383	151,860	462,243	584,114	175,606	155,415	120,207	132,886	584,114						
Specific Budgets of National Government Agencies	101101	295,683	143,415	439,098	558,539	169,214	149,023	113,815	126,487	558,539						
General Administration and Support	1000000000	101,803	53,426	155,229	150,489	35,506	39,503	33,925	41,555	150,489						
General Management and Supervision	1030010001000000	83,527	39,595	123,122	105,246	23,729	28,373	22,942	30,202	105,246						
PS		63,377	25,967	89,344	70,483	15,039	19,682	14,251	21,511	70,483						
MOOE		20,150	13,628	33,778	34,763	8,690	8,691	8,691	8,691	34,763						
Administration of Personnel Benefits	1030010002000000	18,276	13,831	32,107	45,243	11,777	11,130	10,983	11,353	45,243						
PS		18,276	13,831	32,107	45,243	11,777	11,130	10,983	11,353	45,243						
Support to Operations	2000000000	10,169	7,995	18,164	18,684	3,966	5,281	3,968	5,469	18,684						
Auxiliary Services	2640020001000000	10,169	7,995	18,164	18,684	3,966	5,281	3,968	5,469	18,684						
PS		9,339	5,160	14,499	17,436	3,654	4,969	3,656	5,157	17,436						
MOOE		830	2,835	3,665	1,248	312	312	312	312	1,248						
Operations	3000000000	126,619	81,912	208,531	279,418	61,242	75,739	62,974	79,463	279,418						
MFO 1: HIGHER EDUCATION SERVICES	3010000000	101,624	61,431	163,055	234,743	51,707	63,726	52,823	66,487	234,743						
Provision of Higher Education Services Including P41,963,000 for Scholarships of Poor and Deserving Students (Expanded Students' Grants-In-Aid-Program for Poverty Alleviation-ESGP-PA) and P8,250,000 for Tulong Dunong	2640030101000000	101,624	61,431	163,055	234,743	51,707	63,726	52,823	66,487	234,743						
PS		89,158	2,542	91,700	163,456	33,886	45,904	35,001	48,665	163,456						
MOOE		12,466	58,889	71,355	71,287	17,821	17,822	17,822	17,822	71,287						
MFO 2: ADVANCED EDUCATION SERVICES	3020000000	4,823	4,878	9,701	9,270	1,799	2,199	2,405	2,867	9,270						
Provision of Advanced Education Services	2640030201000000	4,823	4,878	9,701	9,270	1,799	2,199	2,405	2,867	9,270						
PS		4,499	2,542	7,041	6,830	1,189	1,589	1,795	2,257	6,830						
MOOE		324	2,336	2,660	2,440	610	610	610	610	2,440						
MFO 3: RESEARCH SERVICES	3030000000	10,588	11,601	22,189	19,301	4,233	5,332	4,238	5,498	19,301						
Conduct of Research Services	2670030301000000	10,588	11,601	22,189	19,301	4,233	5,332	4,238	5,498	19,301						
PS		8,614	9,125	17,739	14,772	3,100	4,200	3,106	4,366	14,772						
MOOE		1,974	2,476	4,450	4,529	1,133	1,132	1,132	1,132	4,529						
MFO 4: TECHNICAL ADVISORY EXTENSION SERVICES	3040000000	9,584	4,002	13,586	16,104	3,503	4,482	3,508	4,611	16,104						
Provision of Extension Services	2650030401000000	9,584	4,002	13,586	16,104	3,503	4,482	3,508	4,611	16,104						
PS		8,269	3,102	11,371	13,309	2,805	3,783	2,809	3,912	13,309						
MOOE		1,315	900	2,215	2,795	698	699	699	699	2,795						
Locally-Funded Projects	4000000000	57,092	82	57,174	109,948	68,500	28,500	12,948		109,948						
Buildings and Other Structures	4010000000	57,092	82	57,174	109,948	68,500	28,500	12,948		109,948						
School Buildings	4010100000	57,092	82	57,174	109,948	68,500	28,500	12,948		109,948						
Construction of four-Storey Engineering Building, Urdaneta City	268004010100014	40,844	15	40,859												
CO		40,844	15	40,859												
Construction / Repair / Rehabilitation of Academic Buildings	103004010100020	16,248	67	16,315												
CO		16,248	67	16,315												
Rehabilitation and Improvement of the Agricultural Knowledge Center and Purchase of Farming Equipment at PSU Sta. Maria	268004010100021				20,000		20,000			20,000						
CO					20,000		20,000			20,000						
Tech-VOC Training and Assessment Center - Lingayen Campus	268004010100022				20,000	20,000				20,000						
CO					20,000	20,000				20,000						
Construction of Nursery and Green House - Sta. Maria Campus	268004010100023				5,000			5,000		5,000						
CO					5,000			5,000		5,000						

Construction of Agro-Studies Building and Purchase of Farming Equipment - San Carlos City Campus (Phase I)	268004010100026					20,000	20,000				20,000						
CO						20,000	20,000				20,000						
Construction of Sports and Cultural Center - Bayambang	268004010100031					20,000	20,000				20,000						
CO						20,000	20,000				20,000						
Construction of Poultry House, Piggery and Other Livestock -	268004010100037					7,948			7,948		7,948						
CO						7,948			7,948		7,948						
Construction of Academic Building - Bayambang Campus	268004010100038					8,500			8,500		8,500						
CO						8,500			8,500		8,500						
Construction of Academic Building - Lingayen Campus	268004010100039					8,500	8,500				8,500						
CO						8,500	8,500				8,500						
Retirement and Life Insurance Premiums	104102	14,700	8,445	23,145	25,575	6,392	6,392	6,392	6,392	6,399	25,575						
General Administration and Support	1000000000				5,987	1,496	1,496	1,496	1,496	1,499	5,987						
General Management and Supervision	103001000100000				5,987	1,496	1,496	1,496	1,496	1,499	5,987						
PS					5,987	1,496	1,496	1,496	1,496	1,499	5,987						
Support to Operations	2000000000	1,077	445	1,522	1,596	399	399	399	399	399	1,596						
Auxiliary Services	264002000100000	1,077	445	1,522	1,596	399	399	399	399	399	1,596						
PS		1,077	445	1,522	1,596	399	399	399	399	399	1,596						
Operations	3000000000	13,623	8,000	21,623	17,992	4,497	4,497	4,497	4,497	4,501	17,992						
MFO 1: HIGHER EDUCATION SERVICES	3010000000	11,258	6,735	17,993	14,908	3,727	3,727	3,727	3,727	3,727	14,908						
Provision of Higher Education Services Including P41,963,000 for Scholarships of Poor and Deserving Students (Expanded Students' Grants-In-Aid-Program for Poverty Alleviation-ESGP-PA) and P8,250,000 for Tulong Dunong	264003010100000	11,258	6,735	17,993	14,908	3,727	3,727	3,727	3,727	3,727	14,908						
PS		11,258	6,735	17,993	14,908	3,727	3,727	3,727	3,727	3,727	14,908						
MFO 2: ADVANCED EDUCATION SERVICES	3020000000	359	229	588	500	125	125	125	125	125	500						
Provision of Advanced Education Services	264003020100000	359	229	588	500	125	125	125	125	125	500						
PS		359	229	588	500	125	125	125	125	125	500						
MFO 3: RESEARCH SERVICES	3030000000	1,023	835	1,858	1,358	339	339	339	339	341	1,358						
Conduct of Research Services	267003030100000	1,023	835	1,858	1,358	339	339	339	339	341	1,358						
PS		1,023	835	1,858	1,358	339	339	339	339	341	1,358						
MFO 4: TECHNICAL ADVISORY EXTENSION SERVICES	3040000000	983	201	1,184	1,226	306	306	306	306	308	1,226						
Provision of Extension Services	265003040100000	983	201	1,184	1,226	306	306	306	306	308	1,226						
PS		983	201	1,184	1,226	306	306	306	306	308	1,226						
Recapitulation by MFO:		140,242	89,912	230,154	297,410	65,739	80,236	67,471	67,471	83,964	297,410						
MFO 1: HIGHER EDUCATION SERVICES	3010000000	112,882	68,166	181,048	249,651	55,434	67,453	56,550	56,550	70,214	249,651						
MFO 2: ADVANCED EDUCATION SERVICES	3020000000	5,182	5,107	10,289	9,770	1,924	2,324	2,530	2,530	2,992	9,770						
MFO 3: RESEARCH SERVICES	3030000000	11,611	12,436	24,047	20,659	4,572	5,671	4,577	4,577	5,839	20,659						
MFO 4: TECHNICAL ADVISORY EXTENSION SERVICES	3040000000	10,567	4,203	14,770	17,330	3,809	4,788	3,814	3,814	4,919	17,330						

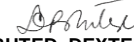
Prepared By:


VIERNES, JESILLE Q.
 Budget Officer
 Date: 11/10/16

In coordination with:


PACAUL, MA. ODESSA M.
 Planning Services Head
 Date: 11/10/16

Approved


BUTED, DEXTER R.
 Agency Head
 Date: 11/10/16