

STATEMENT OF APPROVED BUDGET, UTILIZATIONS, DISBURSEMENTS AND BALANCES  
as of the Quarter Ending June 30, 2018

Department : State Universities and Colleges  
 Agency: : PANGASINAN STATE UNIVERSITY  
 Operating Unit : PANGASINAN STATE UNIVERSITY  
 Organization Code (UACS) :08-013-00-00000  
 Funding Source Code (as Clustered): 05-2-06-441


Particulars	UACS Code	Approved Budget			Budget Utilization					Disbursements					BALANCES		
		Approved Budgeted Revenue	Adjustments (Additions, Reductions, Realignment)	Adjusted Budgeted Revenue	1st Quarter ending March 31	2nd Quarter ending June 30	3rd Quarter ending Sept. 30	4th Quarter ending Dec. 31	Total	1st Quarter ending March 31	2nd Quarter ending June 30	3rd Quarter ending Sept. 30	4th Quarter ending Dec. 31	Total	Unutilized Budget	Unpaid Utilization (10-15)=(17+18)	
																Due and Demandable/Accounts Payable	Not Yet Due and Demandable
1	2	3	4	5=[3+(-)4]	6	7	8	9	10=(6+7+8+9)	11	12	13	14	15=(11+12+13+14)	16=(5-10)	17	18
<b>1. Agency Approved Budget</b>																	
<b>General Administration and Support</b>		<b>15,221,000.00</b>	<b>25,946,000.00</b>	<b>41,167,000.00</b>	<b>6,779,714.08</b>	<b>6,143,799.49</b>	-	-	<b>12,923,513.57</b>	<b>6,779,714.08</b>	<b>6,143,799.49</b>	-	-	<b>12,923,513.57</b>	<b>28,243,486.43</b>	-	-
PAP	1-00-01-0000																
PS		4,015,000.00	2,775,000.00	6,790,000.00	4,220,213.92	746,735.08			4,966,949.00	4,220,213.92	746,735.08			4,966,949.00	1,823,051.00	-	-
MOOE		8,206,000.00	6,671,000.00	14,877,000.00	2,559,500.16	3,209,189.21			5,768,689.37	2,559,500.16	3,209,189.21			5,768,689.37	9,108,310.63	-	-
CO		3,000,000.00	16,500,000.00	19,500,000.00		2,187,875.20			2,187,875.20		2,187,875.20			2,187,875.20	17,312,124.80	-	-
<b>Support to Operations</b>		<b>31,871,000.00</b>	<b>4,179,000.00</b>	<b>36,050,000.00</b>	<b>1,948,305.34</b>	<b>6,726,384.30</b>	-	-	<b>8,674,689.64</b>	<b>1,948,305.34</b>	<b>6,726,384.30</b>	-	-	<b>8,674,689.64</b>	<b>27,375,310.36</b>	-	-
PAP	2-00-01-0000																
PS		8,331,000.00	(1,000,000.00)	7,331,000.00	1,028,073.92	411,619.41			1,439,693.33	1,028,073.92	411,619.41			1,439,693.33	5,891,306.67	-	-
MOOE		11,540,000.00	3,679,000.00	15,219,000.00	920,231.42	2,646,924.89			3,567,156.31	920,231.42	2,646,924.89			3,567,156.31	11,651,843.69	-	-
CO		12,000,000.00	1,500,000.00	13,500,000.00		3,667,840.00			3,667,840.00		3,667,840.00			3,667,840.00	9,832,160.00	-	-
<b>Operations</b>		<b>133,287,000.00</b>	<b>100,416,000.00</b>	<b>233,703,000.00</b>	<b>16,903,097.11</b>	<b>37,725,783.40</b>	-	-	<b>54,628,880.51</b>	<b>16,903,097.11</b>	<b>37,725,783.40</b>	-	-	<b>54,628,880.51</b>	<b>179,074,119.49</b>	-	-
MFO 1-Higher Education	3-00-01-0000																
PAP																	
PS		26,362,000.00	8,000,000.00	34,362,000.00	4,223,688.21	8,730,844.95			12,954,533.16	4,223,688.21	8,730,844.95			12,954,533.16	21,407,466.84	-	-
MOOE		33,481,000.00	7,132,000.00	40,613,000.00	10,435,368.55	14,695,463.33			25,130,831.88	10,435,368.55	14,695,463.33			25,130,831.88	15,482,168.12	-	-
CO		34,000,000.00	78,744,000.00	112,744,000.00		7,083,250.39			7,083,250.39		7,083,250.39			7,083,250.39	105,660,749.61	-	-
MFO 2- Advance Education	3-00-02-0000																
PAP																	
PS		7,239,000.00	(760,000.00)	6,479,000.00	702,942.57	3,014,634.39			3,717,576.96	702,942.57	3,014,634.39			3,717,576.96	2,761,423.04	-	-
MOOE		2,761,000.00	(100,000.00)	2,661,000.00	222,993.74	1,186,802.24			1,409,795.98	222,993.74	1,186,802.24			1,409,795.98	1,251,204.02	-	-
CO		5,000,000.00	14,500,000.00	19,500,000.00					-		-			-	19,500,000.00	-	-
MFO 3- Research	3-00-03-0000																
PAP																	
PS		4,194,000.00	(3,500,000.00)	694,000.00					-		-			-	694,000.00	-	-
MOOE		5,028,000.00		5,028,000.00	603,597.94	1,533,348.86			2,136,946.80	603,597.94	1,533,348.86			2,136,946.80	2,891,053.20	-	-
CO		3,000,000.00		3,000,000.00	49,980.00	449,022.00			499,002.00	49,980.00	449,022.00			499,002.00	2,500,998.00	-	-
MFO 4- Extension	3-00-04-0000																
PAP																	
PS		4,074,000.00	(3,000,000.00)	1,074,000.00					-		-			-	1,074,000.00	-	-
MOOE		5,148,000.00	(600,000.00)	4,548,000.00	664,526.10	988,067.24			1,652,593.34	664,526.10	988,067.24			1,652,593.34	2,895,406.66	-	-
CO		3,000,000.00		3,000,000.00		44,350.00			44,350.00		44,350.00			44,350.00	2,955,650.00	-	-
<b>Sub-Total, Agency Specific Budget</b>		<b>180,379,000.00</b>	<b>130,541,000.00</b>	<b>310,920,000.00</b>	<b>25,631,116.53</b>	<b>50,595,967.19</b>	-	-	<b>76,227,083.72</b>	<b>25,631,116.53</b>	<b>50,595,967.19</b>	-	-	<b>76,227,083.72</b>	<b>234,692,916.28</b>	-	-
PS		54,215,000.00	2,515,000.00	56,730,000.00	10,174,918.62	12,903,833.83			23,078,752.45	10,174,918.62	12,903,833.83			23,078,752.45	33,651,247.55	-	-
MOOE		66,164,000.00	16,782,000.00	82,946,000.00	15,406,217.91	24,259,795.77			39,666,013.68	15,406,217.91	24,259,795.77			39,666,013.68	43,279,986.32	-	-
CO		60,000,000.00	111,244,000.00	171,244,000.00	49,980.00	13,432,337.59			13,482,317.59	49,980.00	13,432,337.59			13,482,317.59	157,761,682.41	-	-
<b>GRAND TOTAL</b>		<b>180,379,000.00</b>	<b>130,541,000.00</b>	<b>310,920,000.00</b>	<b>25,631,116.53</b>	<b>50,595,967.19</b>	-	-	<b>76,227,083.72</b>	<b>25,631,116.53</b>	<b>50,595,967.19</b>	-	-	<b>76,227,083.72</b>	<b>234,692,916.28</b>	-	-
PS		54,215,000.00	2,515,000.00	56,730,000.00	10,174,918.62	12,903,833.83			23,078,752.45	10,174,918.62	12,903,833.83			23,078,752.45	33,651,247.55	-	-

STATEMENT OF APPROVED BUDGET, UTILIZATIONS, DISBURSEMENTS AND BALANCES  
as of the Quarter Ending June 30, 2018

Department : State Universities and Colleges  
Agency : PANGASINAN STATE UNIVERSITY  
Operating Unit : PANGASINAN STATE UNIVERSITY  
Organization Code (UACS) :08-013-00-00000  
Funding Source Code (as Clustered): 05-2-06-441

Particulars	UACS Code	Approved Budget			Budget Utilization					Disbursements					BALANCES		
		Approved Budgeted Revenue	Adjustments (Additions, Reductions, Realignment)	Adjusted Budgeted Revenue	1st Quarter ending March 31	2nd Quarter ending June 30	3rd Quarter ending Sept. 30	4th Quarter ending Dec. 31	Total	1st Quarter ending March 31	2nd Quarter ending June 30	3rd Quarter ending Sept. 30	4th Quarter ending Dec. 31	Total	Unutilized Budget	Unpaid Utilization (10-15)=(17+18)	
1	2	3	4	5=(3+(-)4)	6	7	8	9	10=(6+7+8+9)	11	12	13	14	15=(11+12+13+14)	16=(5-10)	17	18
MOOE		66,164,000.00	16,782,000.00	82,946,000.00	15,406,217.91	24,259,795.77	-	-	39,666,013.68	15,406,217.91	24,259,795.77	-	-	39,666,013.68	43,279,986.32	-	-
CO		60,000,000.00	111,244,000.00	171,244,000.00	49,980.00	13,432,337.59	-	-	13,482,317.59	49,980.00	13,432,337.59	-	-	13,482,317.59	157,761,682.41	-	-
Recapitulation by MFO:																	
GAS		15,221,000.00	25,946,000.00	41,167,000.00	6,779,714.08	6,143,799.49	-	-	12,923,513.57	6,779,714.08	6,143,799.49	-	-	12,923,513.57	28,243,486.43	-	-
STO		31,871,000.00	4,179,000.00	36,050,000.00	1,948,305.34	6,726,384.30	-	-	8,674,689.64	1,948,305.34	6,726,384.30	-	-	8,674,689.64	27,375,310.36	-	-
MFO1		93,843,000.00	93,876,000.00	187,719,000.00	14,659,056.76	30,509,558.67	-	-	45,168,615.43	14,659,056.76	30,509,558.67	-	-	45,168,615.43	142,550,384.57	-	-
MFO2		15,000,000.00	13,640,000.00	28,640,000.00	925,936.31	4,201,436.63	-	-	5,127,372.94	925,936.31	4,201,436.63	-	-	5,127,372.94	23,512,627.06	-	-
MFO3		12,222,000.00	(3,500,000.00)	8,722,000.00	653,577.94	1,982,370.86	-	-	2,635,948.80	653,577.94	1,982,370.86	-	-	2,635,948.80	6,086,051.20	-	-
MFO4		12,222,000.00	(3,600,000.00)	8,622,000.00	664,526.10	1,032,417.24	-	-	1,696,943.34	664,526.10	1,032,417.24	-	-	1,696,943.34	6,925,056.66	-	-


Certified Correct:

  
JESILLE Q. VERDES  
Director - Budget Office  
Date:

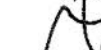
Certified Correct:

  
JEANILYN G. VILLANUEVA  
Director - Accounting Services  
Date:

Recommending Approval:

  
MARIA CORAZON B. PUZON  
VP for Finance and Resource Generation  
Date:

Approved By:

  
DEXTER R. BUTED  
Agency Head/Department Secretary  
Date: