


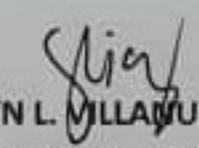
APPROPRIATIONS, OBLIGATIONS AND DISBURSEMENTS
As of the Month Ending OCTOBER 2019

Department: PANGASINAN STATE UNIVERSITY


PARTICULAR	Available Appropriation Amount	Allotment Releases		Obligations		Disbursement		
		Amount	% to Available Appropriations	Amount	% to Allotment	Amount	% to Allotment	% to Obligations
Current Year	647,264,862.00	595,319,314.00	92%	445,557,337.99	75%	415,533,580.48	70%	93%
PS	507,477,862.00	455,532,314.00	90%	354,768,601.68	78%	348,984,864.64	77%	98%
MOOE	90,287,000.00	90,287,000.00	100%	50,433,531.94	56%	50,141,884.26	56%	99%
CO	49,500,000.00	49,500,000.00	100%	40,355,204.37	82%	16,406,831.58	33%	41%
Prior Year	22,974,997.68	21,717,437.93	95%	12,269,471.92	56%	11,168,706.69	51%	91%
PS								
MOOE	15,777,083	14,519,523	92%	12,269,471.92	85%	11,168,706.69	77%	91%
CO	7,197,915	7,197,915	100%		0%		0%	
Accounts Payable	144,591,584.11	144,591,584.11	100%	144,591,584.11	100%	103,957,809.42	72%	72%
PS	10,087,087.67	10,087,087.67	100%	10,087,087.67	100%	10,087,087.67	100%	100%
MOOE	9,673,107.26	9,673,107.26	100%	9,673,107.26	100%	9,673,107.26	100%	100%
CO	124,831,389.18	124,831,389.18	100%	124,831,389.18	100%	84,197,614.49	67%	67%
Grand Total	814,831,443.79	761,628,336.04	93%	602,418,394.02	79%	530,660,096.59	70%	88%
PS	517,564,949.67	465,619,401.67	90%	364,855,689.35	78%	359,071,952.31	77%	98%
MOOE	115,737,190.26	114,479,630.51	99%	72,376,111.12	63%	70,983,698.21	62%	98%
CO	181,529,303.86	181,529,303.86	100%	165,186,593.55	91%	100,604,446.07	55%	61%

Prepared By:


JESILLE Q. VIERNES
Director, Budget Division


JEANILYN L. MILLANUEVA
Director, Accounting Division

Certified Correct By:


MARIA CORAZON B. PUZON
Vice-President for Finance

APPROPRIATIONS, OBLIGATIONS AND DISBURSEMENTS
As of the Month Ending NOVEMBER 2019

ANNEX A

Department: PANGASINAN STATE UNIVERSITY

PARTICULAR	Available Appropriation Amount	Allotment Releases		Obligations		Disbursement		
		Amount	% to Available Appropriations	Amount	% to Allotment	Amount	% to Allotment	% to Obligations
Current Year	648,092,883.00	596,147,335.00	92%	518,136,458.86	87%	500,107,402.59	84%	97%
PS	508,305,883.00	456,360,335.00	90%	420,645,451.45	92%	418,305,854.90	92%	99%
MOOE	90,287,000.00	90,287,000.00	100%	57,135,803.04	63%	56,671,099.06	63%	99%
CO	49,500,000.00	49,500,000.00	100%	40,355,204.37	82%	25,130,448.63	51%	62%
Prior Year	22,974,997.68	21,717,437.93	95%	13,022,685.42	60%	13,022,685.42	60%	100%
PS	15,777,083	14,519,523	92%	13,022,685.42	90%	13,022,685.42	90%	100%
MOOE	7,197,915	7,197,915	100%		0%		0%	
CO								
Accounts Payable	144,591,584.11	144,591,584.11	100%	144,591,584.11	100%	106,561,096.70	74%	74%
PS	10,087,087.67	10,087,087.67	100%	10,087,087.67	100%	10,087,087.67	100%	100%
MOOE	9,673,107.26	9,673,107.26	100%	9,673,107.26	100%	9,673,107.26	100%	100%
CO	124,831,389.18	124,831,389.18	100%	124,831,389.18	100%	86,800,901.77	70%	70%
Grand Total	815,659,464.79	762,456,357.04	93%	675,750,728.39	89%	619,691,184.71	81%	92%
PS	518,392,970.67	466,447,422.67	90%	430,732,539.12	92%	428,392,942.57	92%	99%
MOOE	115,737,190.26	114,479,630.51	99%	79,831,595.72	70%	79,366,891.74	69%	99%
CO	181,529,303.86	181,529,303.86	100%	165,186,593.55	91%	111,931,350.40	62%	68%

Prepared By:

JESILLE Q. VIERNES
Director, Budget Division

JEANILYN L. VILLANUEVA
Director, Accounting Division

Certified Correct By:

MARIA CORAZON B. PUZON
Vice-President for Finance

APPROPRIATIONS, OBLIGATIONS AND DISBURSEMENTS
As of the Month Ending DECEMBER 2019

ANNEX A

Department: PANGASINAN STATE UNIVERSITY

PARTICULAR	Available Appropriation Amount	Allotment Releases		Obligations		Disbursement		
		Amount	% to Available Appropriations	Amount	% to Allotment	Amount	% to Allotment	% to Obligations
Current Year	671,796,667.00	618,734,383.00	92%	611,646,639.67	99%	571,054,775.08	92%	93%
PS	532,009,667.00	499,035,383.00	94%	496,134,745.53	99%	484,367,690.53	97%	98%
MOOE	90,287,000.00	70,199,000.00	78%	66,757,949.33	95%	61,556,635.92	88%	92%
CO	49,500,000.00	49,500,000.00	100%	48,753,944.81	98%	25,130,448.63	51%	52%
Prior Year	22,974,997.68	21,717,437.93	95%	14,267,388.32	66%	13,022,685.42	60%	91%
PS	15,777,083	14,519,523	92%	14,267,388.32	98%	13,022,685.42	90%	91%
MOOE	7,197,915	7,197,915	100%		0%		0%	
CO								
Accounts Payable	144,591,584.11	144,591,584.11	100%	144,591,584.11	100%	108,134,796.70	75%	75%
PS	10,087,087.67	10,087,087.67	100%	10,087,087.67	100%	10,087,087.67	100%	100%
MOOE	9,673,107.26	9,673,107.26	100%	9,673,107.26	100%	9,673,107.26	100%	100%
CO	124,831,389.18	124,831,389.18	100%	124,831,389.18	100%	88,374,601.77	71%	71%
Grand Total	839,363,248.79	785,043,405.04	94%	770,505,612.10	98%	692,212,257.20	88%	90%
PS	542,096,754.67	509,122,470.67	94%	506,221,833.20	99%	494,454,778.20	97%	98%
MOOE	115,737,190.26	94,391,630.51	82%	90,698,444.91	96%	84,252,428.60	89%	93%
CO	181,529,303.86	181,529,303.86	100%	173,585,333.99	96%	113,505,050.40	63%	65%

Prepared By:

JESILLE Q. VIERNES
Director, Budget Division

JEANILYN L. MILLANUEVA
Director, Accounting Division

Certified Correct By:

MARIA CORAZON B. PUZON
Vice-President for Finance