

FAIL NO. 2-A (for off-Budgetary Funds)

Department : State Universities and Colleges (SUCs)
Agency/Entity : Pangasinan State University
Operating Unit : < not applicable >
Organization Code : 08 013 000000
Fund Cluster : 05 Internally Generated Funds
(e.g. UACS Fund Cluster: 05-Internally Generated Funds and 06-Business Related Funds)

Table with columns: Particulars, UACS CODE, Approved Budget, Utilizations (1st-4th Quarter, Total), Disbursements (1st-4th Quarter, TOTAL), Balances (Unutilized Budget, Unpaid Obligations). Rows include SUMMARY, A. AGENCY SPECIFIC BUDGET, Personnel Services, Salaries and Wages, Other Compensation, Maintenance and Other Operating Expenses, Training and Scholarship Expenses, and Utility Expenses.



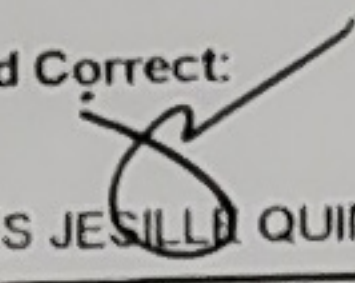
Agency/Entity : State Universities and Colleges (SUCs)  
Operating Unit : Pangasinan State University  
Organization Code : < not applicable >  
Fund Cluster : 08 013 0000000  
Fund Cluster : 05 Internally Generated Funds  
(e.g. UACS Fund Cluster: 05-Internally Generated Funds and 06-Business Related Funds)


Table with columns: Particulars, UACS CODE, Approved Budget (Approved Budgeted Revenue, Adjustments, Adjusted Budgeted Revenue), Utilizations (1st-4th Quarter, Total), Disbursements (1st-4th Quarter, TOTAL), Balances (Unutilized Budget, Unpaid Obligations). Rows include categories like Postage and Courier Services, Telephone Expenses, Mobile, Landline, Internet Subscription Expenses, Cable, Satellite, Telegraph and Radio Expenses, Awards/Rewards and Prizes, Professional Services, Legal Services, Auditing Services, Other Professional Services, General Services, Repairs and Maintenance, Taxes, Insurance Premiums and Other Fees, Labor and Wages, and Other Maintenance and Operating Expenses.

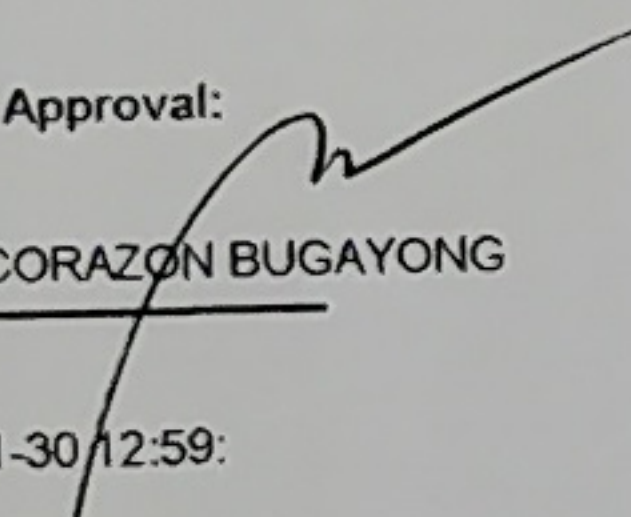



Department : State Universities and Colleges (SUCs)  
 Agency/Entity : Pangasinan State University  
 Operating Unit : < not applicable >  
 Organization Code : 08 013 0000000  
 Fund Cluster : 05 Internally Generated Funds  
 (e.g. UACS Fund Cluster: 05-Internally Generated Funds and 06-Business Related Funds)

Particulars	UACS CODE	Approved Budget			Utilizations					Disbursements					Balances		
		Approved Budgeted Revenue	Adjustments (Reductions, Modifications/ Augmentation)	Adjusted Budgeted Revenue	1st Quarter Ending March 31	2nd Quarter Ending June 30	3rd Quarter Ending Sept. 30	4th Quarter Ending Dec. 31	Total	1st Quarter Ending March 31	2nd Quarter Ending June 30	3rd Quarter Ending Sept. 30	4th Quarter Ending Dec. 31	TOTAL	Unutilized Budget	Unpaid Obligations (10-15)=(17+18)	
																Due and Demandable	Not Yet Due and Demandable
1	2	3	4	5=[(3+(-)4)]	6	7	8	9	10=(6+7+8+9)	11	12	13	14	15=(11+12+13+14)	16=(5-10)	17	18
Membership Dues and Contributions to Organizations	5029006000	1,100,000.00	(833,845.00)	266,355.00	105,000.00	35,100.00	32,855.00	29,600.00	202,355.00	105,000.00	35,100.00	32,855.00	29,600.00	202,355.00	84,000.00	0.00	0.00
Subscription Expenses	5029007000	3,333,000.00	1,187,000.00	4,520,000.00	2,659.00	0.00	0.00	3,856,164.00	3,858,823.00	2,659.00	0.00	0.00	2,908,184.00	2,910,823.00	661,177.00	948,000.00	0.00
Other Subscription Expenses	5029007099	3,333,000.00	1,187,000.00	4,520,000.00	2,659.00	0.00	0.00	3,856,164.00	3,858,823.00	2,659.00	0.00	0.00	2,908,184.00	2,910,823.00	661,177.00	948,000.00	0.00
<b>Capital Outlays</b>		62,340,000.00	67,968,000.00	130,308,000.00	1,300,580.00	15,133,552.28	2,212,079.00	75,847,290.18	94,493,501.46	1,300,580.00	6,015,767.59	7,951,227.78	42,272,142.88	57,539,718.03	34,814,468.54	36,953,783.43	0.00
<b>Property, Plant and Equipment Outlay</b>	5060400000	61,340,000.00	67,968,000.00	129,308,000.00	1,300,580.00	15,133,552.28	2,212,079.00	75,847,290.18	94,493,501.46	1,300,580.00	6,015,767.59	7,951,227.78	42,272,142.88	57,539,718.03	34,814,468.54	36,953,783.43	0.00
<b>Land Improvements Outlay</b>	5060402000	5,500,000.00	3,190,000.00	8,690,000.00	0.00	995,000.00	0.00	896,250.00	1,891,250.00	0.00	0.00	995,000.00	896,250.00	1,891,250.00	8,798,750.00	0.00	0.00
Other Land Improvements	5060402099	5,500,000.00	3,190,000.00	8,690,000.00	0.00	995,000.00	0.00	896,250.00	1,891,250.00	0.00	0.00	995,000.00	896,250.00	1,891,250.00	8,798,750.00	0.00	0.00
<b>Buildings and Other Structures</b>	5060404000	5,000,000.00	26,476,000.00	31,476,000.00	0.00	9,556,217.28	0.00	11,419,448.76	20,975,668.04	0.00	1,433,432.59	4,744,148.78	2,468,283.99	8,645,845.34	10,500,333.98	12,329,820.70	0.00
Buildings	5060404001	5,000,000.00	26,476,000.00	31,476,000.00	0.00	9,556,217.28	0.00	11,419,448.76	20,975,668.04	0.00	1,433,432.59	4,744,148.78	2,468,283.99	8,645,845.34	10,500,333.98	12,329,820.70	0.00
Machinery and Equipment Outlay	5060405000	30,864,000.00	32,525,000.00	63,189,000.00	1,282,692.00	4,083,707.00	1,072,869.00	53,105,098.22	59,544,366.22	1,282,692.00	4,083,707.00	1,072,869.00	31,863,401.99	38,422,889.99	3,644,833.78	21,121,698.23	0.00
Office Equipment	5060405002	30,864,000.00	32,525,000.00	63,189,000.00	1,282,692.00	4,083,707.00	1,072,869.00	53,105,098.22	59,544,366.22	1,282,692.00	4,083,707.00	1,072,869.00	31,863,401.99	38,422,889.99	3,644,833.78	21,121,698.23	0.00
Transportation Equipment Outlay	5060406000	0.00	2,700,000.00	2,700,000.00	0.00	0.00	0.00	0.00	0.00	0.00	0.00	0.00	0.00	0.00	2,700,000.00	0.00	0.00
Motor Vehicles	5060406001	0.00	2,700,000.00	2,700,000.00	0.00	0.00	0.00	0.00	0.00	0.00	0.00	0.00	0.00	0.00	2,700,000.00	0.00	0.00
Furniture, Fixtures and Books Outlay	5060407000	16,639,000.00	2,577,000.00	21,216,000.00	17,888.00	498,628.00	1,139,210.00	10,426,493.20	12,082,219.20	17,888.00	498,628.00	1,139,210.00	8,924,228.70	8,579,952.70	9,133,780.80	3,502,268.50	0.00
Furniture and Fixtures	5060407001	16,639,000.00	2,577,000.00	21,216,000.00	17,888.00	498,628.00	1,139,210.00	10,426,493.20	12,082,219.20	17,888.00	498,628.00	1,139,210.00	8,924,228.70	8,579,952.70	9,133,780.80	3,502,268.50	0.00
Other Property Plant and Equipment Outlay	5060409000	1,537,000.00	500,000.00	2,037,000.00	0.00	0.00	0.00	0.00	0.00	0.00	0.00	0.00	0.00	0.00	1,000,000.00	0.00	0.00
Work/Zoo Animals	5060409001	1,537,000.00	500,000.00	2,037,000.00	0.00	0.00	0.00	0.00	0.00	0.00	0.00	0.00	0.00	0.00	1,000,000.00	0.00	0.00
<b>Biological Assets Outlay</b>	5060500000	1,000,000.00	0.00	1,000,000.00	0.00	0.00	0.00	0.00	0.00	0.00	0.00	0.00	0.00	0.00	1,000,000.00	0.00	0.00
Bearer Biological Assets Outlay	5060501000	1,000,000.00	0.00	1,000,000.00	0.00	0.00	0.00	0.00	0.00	0.00	0.00	0.00	0.00	0.00	1,000,000.00	0.00	0.00
Livestock	5060501002	1,000,000.00	0.00	1,000,000.00	0.00	0.00	0.00	0.00	0.00	0.00	0.00	0.00	0.00	0.00	1,000,000.00	0.00	0.00
<b>GRAND TOTAL</b>		196,028,000.00	107,245,000.00	303,273,000.00	29,054,905.05	45,102,361.09	41,098,719.30	138,975,748.14	252,229,733.58	29,054,905.05	35,984,576.40	44,311,360.07	92,317,829.57	201,988,471.09	51,043,288.42	50,561,282.49	0.00

Certified Correct:  
  
 VIERNES JESILLO QUINDIGAN  
 Date: 2020-01-30 12:52:25.0

Certified Correct:  
  
 VILLANUEVA, JEANLYN LICUANAN  
 Date: 2020-01-30 12:52:25.0

Recommending Approval:  
  
 PUZON MARIA CORAZON BUGAYONG  
 Date: 2020-01-30 12:59:

Approved By:  
  
 BUTED DEXTER RESPICIO  
 Agency/Entity Head or Authorized Representative