

FAR No. 4 (For the month of October 2019)

MONTHLY REPORT OF DISBURSEMENTS
For the month of October 2019

Depository: State Universities and Colleges (SUCs)
Agency/Entity: Pangasinan State University
Operating Unit: < not applicable >
Organization Code: 00 013 0000003
Fund Cluster: 01 Regular Agency Fund

Table with columns for Particulars, Fiscal Year Budget (FY, MOOE, PnD, CO, TOTAL), Prior Year's Accounts Payable, Current Year's Accounts Payable, and Grand Total. Rows include CASH DISBURSEMENTS, NON-CASH DISBURSEMENTS, and TOTAL DISBURSEMENTS.

SUMMARY

Summary table with columns: Particulars (1), Previous Report (2), This Month (3), and As of Date (4). Rows include Total Laboratorial Activities Services, NGA, NTA, Work of Fund, TRA, GDC, NCA, Less: Letter of Transfer of Allocation (LTA) Issued, Total Laboratorial Activities Services, Less: NGA, Less: NCA, Disbursements, Less: Other Non-Cash Disbursements, Del. payments effected through other accounts from del. or payment of unexpended remaining benefits, No. station for loss of government property, Li. stolen damages and other items, Other (e.g. TSP, B.T., Documentary Stamp, etc.), Add: Less: Adjustments (e.g. cancelled checked checks), Balance of Disbursement Authorizations as of date, Total Laboratorial Expenses, Less: Actual Disbursements, (Over)/ Under spending, Actual: The sum of NTA in disbursement, Note: Amounts should tally with the grand total disbursement (Column 27).

Certified Correct
MILLANUEVA JEAN LUCY
Accountant
Date: 15-Nov-2019

Recommending Approver
PUZON MARIA CORA ORBUGAYONG
Director of Financial Management Services (FMS) or Equivalent
Date: 15-Nov-2019

Approved By
BUTED DEXTER RESPIGO
Agency/Entity Head or Authorized Representative
Date: 15-Nov-2019

MONTHLY REPORT OF DISBURSEMENTS
For the month of November 2019

Agency/Entity : State Universities and Colleges (SUCs)
Operating Unit : Pangasinan State University
Organization Code : < not applicable >
Fund Cluster : 01 Regular Agency Fund

Main table with columns: Particulars, Current Year Budget (PS, MOOE, FinEx, CO, TOTAL), Prior Year's Budget (MOOE, FinEx, CO, Sub-Total, PS, MOOE, FinEx, CO, Sub-Total, TOTAL), SUB-TOTAL, Trust Liabilities (PS, MOOE, CO, TOTAL), Grand Total (PS, MOOE, FinEx, CO, TOTAL), Remarks.

SUMMARY

Summary table with columns: Particulars (1), Previous Report (2), This Month (3), As at Date (4). Rows include Total Disbursement Authorities Received, Less: Notice of Transfer of Allocations (NTA) Issued, Total Disbursement Authorities Available, Less: Lapsed NCA, Disbursements, Less: Other Non-Cash Disbursements, Balance of Disbursement Authorities as at date, Total Disbursements Program, Less: Actual Disbursements, (Over)/Under spending.

Notes: * The use of NTA is discouraged
Notes: ** Amounts should tally with the grand total disbursement (column

Certified Correct:
VILLANUEVA JEANLYN LICUANAN
Date: 31-Jan-2020

Recommending Approval:
PUZON MARIA CORAZON BUGAYONG
Date: 31-Jan-2020

Approved By:
BUTED DEXTER RESPICIO
Date: 31-Jan-2020


MONTHLY REPORT OF DISBURSEMENTS
For the month of December 2019


Department : State Universities and Colleges (SUCs)
Agency/Entity : Pangasinan State University
Operating Unit : < not applicable >
Organization Code : 05 013 000000
Fund Cluster : 01 Regular Agency Fund


Particulars	Current Year Budget					Prior Year's Budget										True Liabilities				Grand Total					Remarks	
	PS	MOOE	FinEx	CO	TOTAL	Prior Year's Accounts Payable					Current Year's Accounts Payable					SUB-TOTAL	PS	MOOE	CO	TOTAL	PS	MOOE	FinEx	CO		TOTAL
						PS	MOOE	FinEx	CO	Sub-Total	PS	MOOE	FinEx	CO	Sub-Total											
	7	8	9	10	11=(7+8+9+10)	12	13	14	15	16=(12+13+14+15)	17=(11+16)	18=(6+17)	19	20	21	22=(19+20+21)	23	24	25	26	27=(23+24+25+26)					
CASH DISBURSEMENTS	64,263,887.15	4,747,266.12	0.00	0.00	69,010,953.27	0.00	0.00	0.00	1,486,200.00	1,486,200.00	0.00	0.00	0.00	0.00	1,486,200.00	70,497,153.27	0.00	0.00	0.00	0.00	64,263,887.15	4,747,266.12	0.00	1,486,200.00	70,497,153.27	
Notice of Cash Allocation (NCA)	64,263,887.15	4,747,266.12	0.00	0.00	69,010,953.27	0.00	0.00	0.00	1,486,200.00	1,486,200.00	0.00	0.00	0.00	0.00	1,486,200.00	70,497,153.27	0.00	0.00	0.00	0.00	64,263,887.15	4,747,266.12	0.00	1,486,200.00	70,497,153.27	
MOS Checks Issued	16,921,932.95	3,858,837.41	0.00	0.00	20,780,770.36	0.00	0.00	0.00	1,486,200.00	1,486,200.00	0.00	0.00	0.00	0.00	1,486,200.00	22,266,970.36	0.00	0.00	0.00	0.00	16,921,932.95	3,858,837.41	0.00	1,486,200.00	22,266,970.36	
Advice to Debit Account	47,341,754.20	888,428.71	0.00	0.00	48,230,182.91	0.00	0.00	0.00	0.00	0.00	0.00	0.00	0.00	0.00	0.00	48,230,182.91	0.00	0.00	0.00	0.00	47,341,754.20	888,428.71	0.00	0.00	48,230,182.91	
Notice of Transfer Allocations (NTA)	0.00	0.00	0.00	0.00	0.00	0.00	0.00	0.00	0.00	0.00	0.00	0.00	0.00	0.00	0.00	0.00	0.00	0.00	0.00	0.00	0.00	0.00	0.00	0.00	0.00	0.00
MOS Checks Issued	0.00	0.00	0.00	0.00	0.00	0.00	0.00	0.00	0.00	0.00	0.00	0.00	0.00	0.00	0.00	0.00	0.00	0.00	0.00	0.00	0.00	0.00	0.00	0.00	0.00	0.00
Advice to Debit Account	0.00	0.00	0.00	0.00	0.00	0.00	0.00	0.00	0.00	0.00	0.00	0.00	0.00	0.00	0.00	0.00	0.00	0.00	0.00	0.00	0.00	0.00	0.00	0.00	0.00	0.00
Working Fund for FAPs	0.00	0.00	0.00	0.00	0.00	0.00	0.00	0.00	0.00	0.00	0.00	0.00	0.00	0.00	0.00	0.00	0.00	0.00	0.00	0.00	0.00	0.00	0.00	0.00	0.00	0.00
Cash Disbursement Calling (CDC)	0.00	0.00	0.00	0.00	0.00	0.00	0.00	0.00	0.00	0.00	0.00	0.00	0.00	0.00	0.00	0.00	0.00	0.00	0.00	0.00	0.00	0.00	0.00	0.00	0.00	0.00
TOTAL CASH DISBURSEMENTS	64,263,887.15	4,747,266.12	0.00	0.00	69,010,953.27	0.00	0.00	0.00	1,486,200.00	1,486,200.00	0.00	0.00	0.00	0.00	1,486,200.00	70,497,153.27	0.00	0.00	0.00	0.00	64,263,887.15	4,747,266.12	0.00	1,486,200.00	70,497,153.27	
NON-CASH DISBURSEMENTS	1,798,148.48	138,270.74	0.00	0.00	1,936,419.22	0.00	0.00	0.00	87,500.00	87,500.00	0.00	0.00	0.00	0.00	87,500.00	2,023,919.22	0.00	0.00	0.00	0.00	1,798,148.48	138,270.74	0.00	87,500.00	2,023,919.22	
Tax Remittance Advices Issued (TRA)	1,798,148.48	138,270.74	0.00	0.00	1,936,419.22	0.00	0.00	0.00	87,500.00	87,500.00	0.00	0.00	0.00	0.00	87,500.00	2,023,919.22	0.00	0.00	0.00	0.00	1,798,148.48	138,270.74	0.00	87,500.00	2,023,919.22	
Non-Cash Award Authority (NCAA)	0.00	0.00	0.00	0.00	0.00	0.00	0.00	0.00	0.00	0.00	0.00	0.00	0.00	0.00	0.00	0.00	0.00	0.00	0.00	0.00	0.00	0.00	0.00	0.00	0.00	0.00
Disbursements effected through outright deductions from claims (obvious, specify)	0.00	0.00	0.00	0.00	0.00	0.00	0.00	0.00	0.00	0.00	0.00	0.00	0.00	0.00	0.00	0.00	0.00	0.00	0.00	0.00	0.00	0.00	0.00	0.00	0.00	0.00
Overpayment of expenses (e.g. personal benefits)	0.00	0.00	0.00	0.00	0.00	0.00	0.00	0.00	0.00	0.00	0.00	0.00	0.00	0.00	0.00	0.00	0.00	0.00	0.00	0.00	0.00	0.00	0.00	0.00	0.00	0.00
Resubvention for loss of government property	0.00	0.00	0.00	0.00	0.00	0.00	0.00	0.00	0.00	0.00	0.00	0.00	0.00	0.00	0.00	0.00	0.00	0.00	0.00	0.00	0.00	0.00	0.00	0.00	0.00	0.00
Liquidated damages and similar claims	0.00	0.00	0.00	0.00	0.00	0.00	0.00	0.00	0.00	0.00	0.00	0.00	0.00	0.00	0.00	0.00	0.00	0.00	0.00	0.00	0.00	0.00	0.00	0.00	0.00	0.00
Others (e.g. TEF, BTR, Disc Stamp, etc.)	0.00	0.00	0.00	0.00	0.00	0.00	0.00	0.00	0.00	0.00	0.00	0.00	0.00	0.00	0.00	0.00	0.00	0.00	0.00	0.00	0.00	0.00	0.00	0.00	0.00	0.00
TOTAL NON-CASH DISBURSEMENTS	1,798,148.48	138,270.74	0.00	0.00	1,936,419.22	0.00	0.00	0.00	87,500.00	87,500.00	0.00	0.00	0.00	0.00	87,500.00	2,023,919.22	0.00	0.00	0.00	0.00	1,798,148.48	138,270.74	0.00	87,500.00	2,023,919.22	
GRAND TOTAL	66,061,835.63	4,885,536.86	0.00	0.00	70,947,372.49	0.00	0.00	0.00	1,573,700.00	1,573,700.00	0.00	0.00	0.00	0.00	1,573,700.00	72,521,072.49	0.00	0.00	0.00	0.00	66,061,835.63	4,885,536.86	0.00	1,573,700.00	72,521,072.49	

Particulars	Previous Report	This Month	As of Date
(1)	(2)	(3)	(4)
Total Disbursement Authorities Received	622,804,718.51	68,313,538.22	692,218,257.73
NCA	582,782,286.00	67,289,620.00	650,071,906.00
NTA	0.00	0.00	0.00
Working Fund	0.00	0.00	0.00
TRA	30,142,430.51	2,023,919.22	32,166,349.73
CDC	0.00	0.00	0.00
NCAA	0.00	0.00	0.00
Less: Notice of Transfer of Allocations (NTA) issued	0.00	0.00	0.00
Total Disbursement Authorities Available	622,804,718.51	68,313,538.22	692,218,257.73
Less:	0.00	0.00	0.00
Lapsed NCA	5,979.88	0.00	5,979.88
Disbursements	618,891,184.71	72,521,072.48	692,218,257.20
Less: Other Non-Cash Disbursements	0.00	0.00	0.00
Disbursements effected through outright deductions from claims	0.00	0.00	0.00
Overpayment of expenses (e.g. personal benefits)	0.00	0.00	0.00
Resubvention for loss of government property	0.00	0.00	0.00
Liquidated damages and similar claims	0.00	0.00	0.00
Others (e.g. TEF, BTR, Disc Stamp, etc.)	0.00	0.00	0.00
Adjusted Adjustments (e.g. cancelled checks)	3,207,553.82	(3,207,553.27)	20.55
Balance of Disbursement Authorities as of date	622,804,718.51	68,313,538.22	692,218,257.73
Total Disbursements Program	619,691,184.50	72,521,072.48	692,218,257.00
Less: Actual Disbursements	3,207,553.82	(3,207,553.27)	20.55
(Over)/Under spending			

Notes: * The use of NTA is discouraged
Notes: ** Amounts should tally with the grand total disbursement (column 27).

Recommending Approval:

PUZON MARIA CORAZON BUGAYONG
Date: 31-Jan-2020

Approved By:

BUTON DEXTER RESPICIO
Date: 31-Jan-2020

Certified Correct

VILLANUEVA JEAN LYNN LICUANAN
Date: 31-Jan-2020

As at the Quarter Ending December 31, 2019

Department : State Universities and Colleges (SUCs)
 Agency : Pangasinan State University
 Operating Unit : < not applicable >
 Organization Code : 08 013 0000000
 Fund Cluster : 05 - Internally Generated Funds

Classification/Sources of Revenue and Other Receipts	UACS CODE	REVENUE TARGET (Annual) per BESF	Actual Revenue and Other Receipts Collections					Cumulative Remittance/Deposits to Date			Variance		Remarks
			1st Quarter Ending March 31	2nd Quarter Ending June 30	3rd Quarter Ending Sept. 30	4th Quarter Ending Dec. 31	Total	Remittance to BTr	Deposited with AGDB	TOTAL	Amount	%	
1	2	3	4	5	6	7	8=[(6+(-)7)-8+9]	9	10	11=(9+10)	12=(8-3)	13=(12/3)	14
Internally Generated Funds		232,436,000.00	22,355,549.49	49,063,024.00	133,042,907.78	141,152,513.00	345,613,994.27	0.00	72,530,139.00	72,530,139.00	113,177,994.27	49 %	
Non-Revenue Collections/Other Receipts		232,436,000.00	22,355,549.49	49,063,024.00	133,042,907.78	141,152,513.00	345,613,994.27	0.00	72,530,139.00	72,530,139.00	113,177,994.27	49 %	
Cash Revenue		232,436,000.00	22,355,549.49	49,063,024.00	133,042,907.78	141,152,513.00	345,613,994.27	0.00	72,530,139.00	72,530,139.00	113,177,994.27	49 %	
Non-Tax		232,436,000.00	22,355,549.49	49,063,024.00	133,042,907.78	141,152,513.00	345,613,994.27	0.00	72,530,139.00	72,530,139.00	113,177,994.27	49 %	
Tuition Fees	4020201001	158,935,000.00	14,882,212.83	23,915,657.00	74,514,107.29	100,684,572.00	213,996,549.12	0.00	38,797,870.00	38,797,870.00	55,061,549.12	35 %	increase was due to updated collections from CHFD
Income Collected from Students	4020201002	48,281,000.00	4,144,395.30	10,452,410.00	57,438,785.43	33,839,667.00	105,875,257.73	0.00	14,596,805.00	14,596,805.00	57,584,257.73	119 %	increase was due to implementation of BOR approved misc fee rates
Income from Other Sources	4020201003	25,220,000.00	3,328,941.36	14,694,957.00	1,090,015.06	6,628,274.00	25,742,187.42	0.00	19,135,464.00	19,135,464.00	522,187.42	2 %	increase on KSP operations
TOTAL		232,436,000.00	22,355,549.49	49,063,024.00	133,042,907.78	141,152,513.00	345,613,994.27	0.00	72,530,139.00	72,530,139.00	113,177,994.27	49 %	

Certified Correct:

VILLANUEVA JEANNILYN LICUANAN

Date: 2020-01-31 15:39:48.0

Recommending Approval:

PUZON MARIA CORAZON BUGAYONG

Date: 2020-01-31 18:20:41.0

Approved By:

BUTED DEXTER RESPICIO

Date: 2020-01-31 18:37:05.0