

MONTHLY REPORT OF DISBURSEMENTS  
 For the month of January 2020

Particulars	Current Year Budget					Prior Year's Budget										Grand Total					Remarks																	
	PS	MOOE	FINEs	CO	TOTAL	Prior Year's Accounts Payable					Current Year's Accounts Payable					SUB-TOTAL	PS	MOOE	CO	TOTAL																		
						PS	MOOE	FINEs	CO	Sub-Total	PS	MOOE	FINEs	CO	Sub-Total																							
<b>1</b> CASH DISBURSEMENTS																																						
Notice of Cash Allocation (NCA)	30,318,482.83	1,815,230.10	0.00	0.00	32,133,722.83																32,133,722.83																	
MOS Checks Issued	11,718,750.21	1,784,880.10	0.00	0.00	13,503,630.31																13,503,630.31																	
Advance to Debt Account	18,598,742.62	30,350.00	0.00	0.00	18,629,092.62																18,629,092.62																	
Notice of Transfer Allocations (NTA)	0.00	0.00	0.00	0.00	0.00																0.00																	
MOS Checks Issued	0.00	0.00	0.00	0.00	0.00																0.00																	
Advance to Debt Account	0.00	0.00	0.00	0.00	0.00																0.00																	
Working Fund for (FA's)	0.00	0.00	0.00	0.00	0.00																0.00																	
Grant Disbursement Ceiling (CDC)	0.00	0.00	0.00	0.00	0.00																0.00																	
Grant Disbursement Ceiling (CDC)	0.00	0.00	0.00	0.00	0.00																0.00																	
Grant Disbursement Ceiling (CDC)	0.00	0.00	0.00	0.00	0.00																0.00																	
<b>2</b> TOTAL CASH DISBURSEMENTS																																						
SH DISBURSEMENTS																																						
Non-Cash Advances (NCA)	2,246,608.98	48,628.30	0.00	0.00	2,295,235.28															2,295,235.28																		
Non-Cash Advances (NCA)	0.00	0.00	0.00	0.00	0.00															0.00																		
Disbursements through outright deductions from claims for payment of government property	0.00	0.00	0.00	0.00	0.00															0.00																		
Disbursements through outright deductions from claims for payment of government property	0.00	0.00	0.00	0.00	0.00															0.00																		
Disbursements through outright deductions from claims for payment of government property	0.00	0.00	0.00	0.00	0.00															0.00																		
Liquidated damages and similar claims	0.00	0.00	0.00	0.00	0.00															0.00																		
Others (e.g. TEF, BTR, Docs Stamp, etc.)	0.00	0.00	0.00	0.00	0.00															0.00																		
Address Adjustments (e.g. cancelled checks)	0.00	0.00	0.00	0.00	0.00															0.00																		
Balance of Disbursement Authorities as at date	0.00	0.00	0.00	0.00	0.00															0.00																		
Total Disbursement Program	0.00	0.00	0.00	0.00	0.00															0.00																		
Less: Actual Disbursements	0.00	0.00	0.00	0.00	0.00															0.00																		
(Over)/Under spending	0.00	0.00	0.00	0.00	0.00															0.00																		
Notes: * The use of NTA is discouraged ** Amounts should tally with the grand total disbursement (column 27).																																						

Particulars (1)  
 Previous Report (2)  
 This Month (3)  
 As at Date (4)

CASH DISBURSEMENTS  
 Notice of Cash Allocation (NCA)  
 MOS Checks Issued  
 Advance to Debt Account  
 Notice of Transfer Allocations (NTA)  
 MOS Checks Issued  
 Advance to Debt Account  
 Working Fund for (FA's)  
 Grant Disbursement Ceiling (CDC)  
 Grant Disbursement Ceiling (CDC)

Total Disbursement Authorities Received  
 NCA  
 NTA  
 Working Fund  
 TRA  
 CDC  
 NCA

Less: Notice of Transfer of Allocations (N/TA) Issued  
 Total Disbursement Authorities Available  
 U

Disbursements  
 Less: Other Non-Cash Disbursements  
 Disbursements affected through outright deductions from claims  
 Overpayment of expense (e.g. personal benefits)  
 Reimbursement for loss of government property  
 Liquidated damages and similar claims  
 Others (e.g. TEF, BTR, Docs Stamp, etc.)  
 Address Adjustments (e.g. cancelled checks)  
 Balance of Disbursement Authorities as at date

Total Disbursement Program  
 Less: Actual Disbursements  
 (Over)/Under spending  
 Notes: \* The use of NTA is discouraged  
 \*\* Amounts should tally with the grand total disbursement (column 27).

Accountant III  
 JEANILYN SILLANO  
 Date: 2020-04-08 04:10:38.0  
 his report was generated using the United Reporting System on 08/07/2020 12:03 version: FRR4.1.2: Status: SUBMITTED

Recommended by:  
 MARILOU R. PUZON  
 Director, FMS  
 Date: 2020-04-09 00:59:33.0

Approved by:  
 DEXTER R. BUTED  
 SUC-President IV  
 Date: 2020-04-09 00:59:33.0



MONTHLY REPORT OF DISBURSEMENTS  
For the month of February 2020

Department : State Universities and Colleges (SUCs)  
Agency/Entity : Pangasinan State University  
Operating Unit : < not applicable >  
Organization Code : 08 013 0000000  
Fund Cluster : 01 Regular Agency Fund

Particulars	Current Year Budget				Prior Year's Budget				Current Year's Budget				Prior Year's Budget				Grand Total				Remarks
	PS	MOOE	Fines	CO	TOTAL	PS	MOOE	Fines	CO	TOTAL	PS	MOOE	Fines	CO	TOTAL	PS	MOOE	Fines	CO	TOTAL	
CASH DISBURSEMENTS	24,870,334.52	5,279,746.30	0.00	0.00	30,150,080.81	326,346.70	515,191.52	0.00	0.00	841,538.22	0.00	0.00	0.00	0.00	841,538.22	30,991,619.13	0.00	0.00	0.00	0.00	30,991,619.13
Notice of Cash Allocation (NCA)	24,870,334.52	5,279,746.30	0.00	0.00	30,150,080.81	326,346.70	515,191.52	0.00	0.00	841,538.22	0.00	0.00	0.00	0.00	841,538.22	30,991,619.13	0.00	0.00	0.00	0.00	30,991,619.13
MOS Checks Issued	5,505,156.39	3,200,243.81	0.00	0.00	9,211,402.20	326,346.70	515,191.52	0.00	0.00	841,538.22	0.00	0.00	0.00	0.00	841,538.22	10,052,940.52	0.00	0.00	0.00	0.00	10,052,940.52
Advance to Detail Account	19,365,178.13	1,573,502.49	0.00	0.00	20,938,678.61	0.00	0.00	0.00	0.00	0.00	0.00	0.00	0.00	0.00	20,938,678.61	0.00	0.00	0.00	0.00	0.00	20,938,678.61
Notice of Transfer Allocation (NTA)	0.00	0.00	0.00	0.00	0.00	0.00	0.00	0.00	0.00	0.00	0.00	0.00	0.00	0.00	0.00	0.00	0.00	0.00	0.00	0.00	0.00
MOS Checks Issued	0.00	0.00	0.00	0.00	0.00	0.00	0.00	0.00	0.00	0.00	0.00	0.00	0.00	0.00	0.00	0.00	0.00	0.00	0.00	0.00	0.00
Advance to Detail Account	0.00	0.00	0.00	0.00	0.00	0.00	0.00	0.00	0.00	0.00	0.00	0.00	0.00	0.00	0.00	0.00	0.00	0.00	0.00	0.00	0.00
Working Fund for FA's	0.00	0.00	0.00	0.00	0.00	0.00	0.00	0.00	0.00	0.00	0.00	0.00	0.00	0.00	0.00	0.00	0.00	0.00	0.00	0.00	0.00
CASH DISBURSEMENTS	24,870,334.52	5,279,746.30	0.00	0.00	30,150,080.81	326,346.70	515,191.52	0.00	0.00	841,538.22	0.00	0.00	0.00	0.00	841,538.22	30,991,619.13	0.00	0.00	0.00	0.00	30,991,619.13
NON-CASH DISBURSEMENTS	2,303,865.04	96,961.20	0.00	0.00	2,400,826.24	16,474.66	0.00	0.00	0.00	16,474.66	0.00	0.00	0.00	0.00	16,474.66	2,417,300.90	0.00	0.00	0.00	0.00	2,417,300.90
Tax Performance Advance Issued (TPAI)	2,303,865.04	96,961.20	0.00	0.00	2,400,826.24	16,474.66	0.00	0.00	0.00	16,474.66	0.00	0.00	0.00	0.00	16,474.66	2,417,300.90	0.00	0.00	0.00	0.00	2,417,300.90
Non-Cash Advance (NCA)	0.00	0.00	0.00	0.00	0.00	0.00	0.00	0.00	0.00	0.00	0.00	0.00	0.00	0.00	0.00	0.00	0.00	0.00	0.00	0.00	0.00
Disbursements effected through outright donation of real estate property	0.00	0.00	0.00	0.00	0.00	0.00	0.00	0.00	0.00	0.00	0.00	0.00	0.00	0.00	0.00	0.00	0.00	0.00	0.00	0.00	0.00
Disbursement for loss of government property	0.00	0.00	0.00	0.00	0.00	0.00	0.00	0.00	0.00	0.00	0.00	0.00	0.00	0.00	0.00	0.00	0.00	0.00	0.00	0.00	0.00
Disbursement for loss of government property (liquidated damages and similar claims)	0.00	0.00	0.00	0.00	0.00	0.00	0.00	0.00	0.00	0.00	0.00	0.00	0.00	0.00	0.00	0.00	0.00	0.00	0.00	0.00	0.00
Disbursement for loss of government property (Chiefs (e.g. TEF, BTF, Dec. Stamp, etc.))	0.00	0.00	0.00	0.00	0.00	0.00	0.00	0.00	0.00	0.00	0.00	0.00	0.00	0.00	0.00	0.00	0.00	0.00	0.00	0.00	0.00
Disbursement for loss of government property (Add'l. Adjustments (e.g. cancelled/delisted checks))	0.00	0.00	0.00	0.00	0.00	0.00	0.00	0.00	0.00	0.00	0.00	0.00	0.00	0.00	0.00	0.00	0.00	0.00	0.00	0.00	0.00
Balance of Disbursement Authorities as at date	4,475,719.07	20,873,460.88	26,346,206.95	0.00	20,873,460.88	26,346,206.95	0.00	0.00	0.00	26,346,206.95	0.00	0.00	0.00	0.00	26,346,206.95	0.00	0.00	0.00	0.00	0.00	0.00
Total Disbursements Program	38,902,677.28	54,282,410.90	93,165,068.18	0.00	54,282,410.90	93,165,068.18	0.00	0.00	0.00	93,165,068.18	0.00	0.00	0.00	0.00	93,165,068.18	0.00	0.00	0.00	0.00	0.00	0.00
Total Disbursements	38,902,677.28	54,282,410.90	93,165,068.18	0.00	54,282,410.90	93,165,068.18	0.00	0.00	0.00	93,165,068.18	0.00	0.00	0.00	0.00	93,165,068.18	0.00	0.00	0.00	0.00	0.00	0.00
Less: Actual Disbursements	34,428,856.21	33,408,820.02	67,835,679.23	0.00	33,408,820.02	67,835,679.23	0.00	0.00	0.00	67,835,679.23	0.00	0.00	0.00	0.00	67,835,679.23	0.00	0.00	0.00	0.00	0.00	0.00
Over/Under spending	6,770,954.35	20,873,460.88	25,346,206.95	0.00	20,873,460.88	25,346,206.95	0.00	0.00	0.00	25,346,206.95	0.00	0.00	0.00	0.00	25,346,206.95	0.00	0.00	0.00	0.00	0.00	0.00
Notes: * The use of NTA is discouraged																					
Notes: ** Amounts should tally with the grand total disbursement (column 27).																					

**SUMMARY**

Particulars	(1)	(2)	(3)	(4)
Total Disbursement Authorities Received	38,902,677.28	54,282,410.90	93,165,068.18	
NCA	36,607,442.00	51,965,110.00	88,472,552.00	
NTA	0.00	0.00	0.00	
Working Fund	0.00	0.00	0.00	
TRA	2,295,235.28	2,417,300.90	4,712,538.18	
CCC	0.00	0.00	0.00	
NCA	0.00	0.00	0.00	
Less: Notice of Transfer of Allocations (NTA) issued	38,902,677.28	54,282,410.90	93,165,068.18	
Subsequent Authorities Available	0.00	0.00	0.00	
Lapped NCA	0.00	0.00	0.00	
Disbursements	34,428,856.21	33,408,820.02	67,835,679.23	
Less: Other Non-Cash Disbursements	0.00	0.00	0.00	
Disbursements effected through outright deductions from claims	0.00	0.00	0.00	
Overpayment of expense (e.g. personal benefits)	0.00	0.00	0.00	
Restoration for loss of government property	0.00	0.00	0.00	
Liquidated damages and similar claims	0.00	0.00	0.00	
Chiefs (e.g. TEF, BTF, Dec. Stamp, etc.)	0.00	0.00	0.00	
Add'l. Adjustments (e.g. cancelled/delisted checks)	0.00	0.00	0.00	
Balance of Disbursement Authorities as at date	4,475,719.07	20,873,460.88	25,346,206.95	
Total Disbursements Program	38,902,677.28	54,282,410.90	93,165,068.18	
Less: Actual Disbursements	34,428,856.21	33,408,820.02	67,835,679.23	
Over/Under spending	6,770,954.35	20,873,460.88	25,346,206.95	

Certified Correct:  
*Jeanlyn L. Salas*  
JEANLYN L. SALAS  
Accountant III

Recommending Approval:  
*Maria Colacon B. Puzon*  
MARIA COLACON B. PUZON  
Director, FMS

Approved by:  
*Dexter R. Buted*  
DEXTER R. BUTED  
SUC President IV

Date: 2020-04-08 04:10:38.0

Date: 2020-04-08 00:59:33.0

Date: 2020-04-08 00:59:33.0



Department : State Universities and Colleges (SUCs)  
 Agency/Unit : Pangasinan State University  
 Organization Code : < not applicable >  
 Fund Cluster : 08 013 0000000  
 : 01 Regular Agency Fund

MONTHLY REPORT OF DISBURSEMENTS  
 For the month of March 2020


FAR No. 4


Particulars	Current Year Budget					Prior Year's Accounts Payable					Current Year's Accounts Payable					Total Liabilities					Grand Total					Remarks
	PS	MOOE	FinEx	CO	TOTAL	PS	MOOE	FinEx	CO	TOTAL	PS	MOOE	FinEx	CO	TOTAL	PS	MOOE	FinEx	CO	TOTAL						
CASH DISBURSEMENTS	55,200,051.61	5,229,446.40	0.00	0.00	60,429,498.01	603,277.51	359,252.53	0.00	0.00	962,530.04	0.00	0.00	0.00	0.00	962,530.04	61,392,028.05	5,588,698.93	0.00	0.00	61,392,028.05						
Notice of Cash Allocation (NCA)	55,200,051.61	5,229,446.40	0.00	0.00	60,429,498.01	603,277.51	359,252.53	0.00	0.00	962,530.04	0.00	0.00	0.00	0.00	962,530.04	61,392,028.05	5,588,698.93	0.00	0.00	61,392,028.05						
MDS Checks Issued	25,213,602.09	4,507,205.33	0.00	0.00	29,720,807.42	592,888.82	0.00	0.00	592,888.82	0.00	0.00	0.00	0.00	592,888.82	30,313,899.24	4,497,205.33	0.00	0.00	30,313,899.24							
Advice to Debit Account	29,928,246.52	722,241.07	0.00	0.00	30,650,487.59	10,388.69	359,252.53	0.00	0.00	399,641.22	0.00	0.00	0.00	0.00	399,641.22	31,018,131.81	1,091,749.00	0.00	0.00	31,018,131.81						
Notice of Transfer Allocations (NTFA)	0.00	0.00	0.00	0.00	0.00	0.00	0.00	0.00	0.00	0.00	0.00	0.00	0.00	0.00	0.00	0.00	0.00	0.00	0.00	0.00						
MDS Checks Issued	0.00	0.00	0.00	0.00	0.00	0.00	0.00	0.00	0.00	0.00	0.00	0.00	0.00	0.00	0.00	0.00	0.00	0.00	0.00	0.00						
Advice to Debit Account	0.00	0.00	0.00	0.00	0.00	0.00	0.00	0.00	0.00	0.00	0.00	0.00	0.00	0.00	0.00	0.00	0.00	0.00	0.00	0.00						
Working Fund for PAFs	0.00	0.00	0.00	0.00	0.00	0.00	0.00	0.00	0.00	0.00	0.00	0.00	0.00	0.00	0.00	0.00	0.00	0.00	0.00	0.00						
Cash Disbursement Ceiling (CDC)	0.00	0.00	0.00	0.00	0.00	0.00	0.00	0.00	0.00	0.00	0.00	0.00	0.00	0.00	0.00	0.00	0.00	0.00	0.00	0.00						
CASH DISBURSEMENTS	55,200,051.61	5,229,446.40	0.00	0.00	60,429,498.01	603,277.51	359,252.53	0.00	0.00	962,530.04	0.00	0.00	0.00	0.00	962,530.04	61,392,028.05	5,588,698.93	0.00	0.00	61,392,028.05						
ASST DISBURSEMENTS	2,715,240.65	63,664.82	0.00	0.00	2,778,905.47	53,204.61	0.00	0.00	53,204.61	0.00	0.00	0.00	0.00	53,204.61	2,832,110.08	63,664.82	0.00	0.00	2,832,110.08							
Law Remittance Advices Issued (TRAL)	2,715,240.65	63,664.82	0.00	0.00	2,778,905.47	53,204.61	0.00	0.00	53,204.61	0.00	0.00	0.00	0.00	53,204.61	2,832,110.08	63,664.82	0.00	0.00	2,832,110.08							
Non-Cash Availment Authority (NCAA)	0.00	0.00	0.00	0.00	0.00	0.00	0.00	0.00	0.00	0.00	0.00	0.00	0.00	0.00	0.00	0.00	0.00	0.00	0.00	0.00						
Disbursements effected through outright	0.00	0.00	0.00	0.00	0.00	0.00	0.00	0.00	0.00	0.00	0.00	0.00	0.00	0.00	0.00	0.00	0.00	0.00	0.00	0.00						
disbursement of expenses (e.g. DepEd Order/Department Order)	0.00	0.00	0.00	0.00	0.00	0.00	0.00	0.00	0.00	0.00	0.00	0.00	0.00	0.00	0.00	0.00	0.00	0.00	0.00	0.00						
Redemption Benefits	0.00	0.00	0.00	0.00	0.00	0.00	0.00	0.00	0.00	0.00	0.00	0.00	0.00	0.00	0.00	0.00	0.00	0.00	0.00	0.00						
Redemption for loss of government	0.00	0.00	0.00	0.00	0.00	0.00	0.00	0.00	0.00	0.00	0.00	0.00	0.00	0.00	0.00	0.00	0.00	0.00	0.00	0.00						
assets	0.00	0.00	0.00	0.00	0.00	0.00	0.00	0.00	0.00	0.00	0.00	0.00	0.00	0.00	0.00	0.00	0.00	0.00	0.00	0.00						
Liquidated damages and similar claims	0.00	0.00	0.00	0.00	0.00	0.00	0.00	0.00	0.00	0.00	0.00	0.00	0.00	0.00	0.00	0.00	0.00	0.00	0.00	0.00						
Other (e.g. BIR, DoCS Stamp, etc.)	0.00	0.00	0.00	0.00	0.00	0.00	0.00	0.00	0.00	0.00	0.00	0.00	0.00	0.00	0.00	0.00	0.00	0.00	0.00	0.00						
TOTAL NON-CASH DISBURSEMENTS	2,715,240.65	63,664.82	0.00	0.00	2,778,905.47	53,204.61	0.00	0.00	53,204.61	0.00	0.00	0.00	0.00	53,204.61	2,832,110.08	63,664.82	0.00	0.00	2,832,110.08							
GRAND TOTAL	57,915,292.26	5,293,111.22	0.00	0.00	63,208,403.48	656,482.12	359,252.53	0.00	0.00	1,015,734.65	0.00	0.00	0.00	0.00	1,015,734.65	64,224,138.13	5,652,363.75	0.00	0.00	64,224,138.13						


Particulars (1) Previous Report (2) This Month (3) As at Date (4)

Total Disbursement Authorities Received 93,165,068.18 38,860,110.08 132,065,198.26  
 NCA 88,472,552.00 36,048,000.00 124,520,552.00  
 NTA 0.00 0.00 0.00  
 Working Fund 0.00 0.00 0.00  
 TRA 4,712,536.18 2,832,110.08 7,544,646.26  
 NCAA 0.00 0.00 0.00  
 NCA 0.00 0.00 0.00  
 Less: Notice of Transfer of Allocations (NTFA) Issued 0.00 0.00 0.00  
 T- Disbursement Authorities Available 93,165,068.18 38,860,110.08 132,065,198.26  
 Less: NCA 0.00 0.00 0.00  
 Disbursements 67,835,818.23 64,224,138.13 132,060,018.36  
 Less: Other/Non-Cash Disbursements 0.00 0.00 0.00  
 Disbursements effected through outright deductions from claims 0.00 0.00 0.00  
 Overpayment of expenses (e.g. Personal benefits) 0.00 0.00 0.00  
 Requisition for loss of government property 0.00 0.00 0.00  
 Liquidated damages and similar claims 0.00 0.00 0.00  
 Others (e.g. TEF, BIR, DoCS Stamp, etc.) 0.00 0.00 0.00  
 Address Adjustments (e.g. cancelled/voided checks) 0.00 0.00 0.00  
 Balance of Disbursement Authorities as at date 25,349,209.95 (25,344,028.05) 5,181.90  
 Total Disbursements Program 63,185,068.18 38,860,110.08 132,065,198.26  
 Less: Actual Disbursements 64,224,138.13 132,060,018.36  
 (Over/Under spending) 25,349,209.95 (25,344,028.05) 5,181.90

Notes: \* The use of NTFA is discouraged  
 \*\* Amounts should tally with the grand total disbursement (column 21)

Certified Cor Rect:   
 JEANILYN L. VILLANUBA  
 Accountant III  
 Date: 2020-04-08 04:10:38.0

Recommended by:   
 MAMIA COXATON B. PUZON  
 Director, FMS  
 Date: 2020-04-09 00:59:33.0

Approved by:   
 DEETER R. BUTED  
 SUC President IV  
 Date: 2020-04-09 00:59:33.0