

QUARTERLY PHYSICAL REPORT OF OPERATION
As of December 31, 2020

BAR no. 1

Agency : State Universities and Colleges (SUCs)
< not applicable >

Organization Code (UACS) :

Particulars	UACS CODE	Physical Target (Budget Year)						Physical Accomplishment (Budget Year)						Variance	Remarks	
		1st Quarter	2nd Quarter	3rd Quarter	4th Quarter	Total	1st Quarter	2nd Quarter	3rd Quarter	4th Quarter	Total					
HIGHER EDUCATION PROGRAM	31010000000000															
OO : Relevant and quality tertiary education ensured to Outcome Indicators																
1. Percentage of first-time licensure exam-takers that pass the licensure exams		59.00%	57.85%	59.20%	60%	58.75%	0%	0%	0%	0%	0%	0%	-63.11%	PRC licensure examinations initially scheduled in 2020 were postponed indefinitely in compliance with the existing health and safety protocol imposed by the government due to COVID-19 pandemic.		
2. Percentage of graduates (2 years prior) that are employed					54%	54%	0	0	0	54%	54%					
Output Indicators							0	0	0	0	0					
1. Percentage of undergraduate student population enrolled in CHED-identified and RDC-identified priority programs				49.10%		49.10%	0	0	63.74%	0	63.74%	4.24%				
2. Percentage of undergraduate programs with accreditation					100%	100%	0	0	0	97%	95%	-5%	Awaiting results for BSE Infanta and BS Bio Lingayen, visited last December 7-11, 2020			
ADVANCED EDUCATION PROGRAM	32010000000000															
OO : Higher education research improved to promote Outcome Indicators							0	0	0	0	0					
1. Percentage of graduate school faculty engaged in research work applied in any of the following:							0	0	0	0	0					
a. pursuing advanced research degree programs (Ph.D)				1.72%		1.72%	0	0	13.19%	0	13.19%	8.19%				
b. actively pursuing in the last three (3) years (investigative research, basic						0	0	0	0	0	0					

QUARTERLY PHYSICAL REPORT OF OPERATION
As of December 31, 2020

BAR no. 1

Agency :

State Universities and Colleges (SUCs)

< not applicable >

Organization Code (UACS) :

Particulars	UACS CODE	Physical Target (Budget Year)				Total	Physical Accomplishment (Budget Year)				Total	Variance	Remarks
		1st Quarter	2nd Quarter	3rd Quarter	4th Quarter		1st Quarter	2nd Quarter	3rd Quarter	4th Quarter			
1 and applied scientific research, policy research, social science research)	2	3	4	5	6	7	8	9	10	11	12	13	14
c. producing technologies for commercialization or livelihood improvement						0	0	0	0	0	0		
d. whose research work resulted in an extension program						0	0	0	0	0	0		
Output Indicators						0	0	0	0	0	0		
1. Percentage of graduate students enrolled in research degree programs				12.50%		12.50%	0	0	8.83%	0	8.83%	-4.01%	Enrollment in thesis and dissertation writing will increase once the result of the Comprehensive Examinations has been released. Said exam was postponed due to the present pandemic.
2. Percentage of accredited graduate programs					0%	0%	0	0	0	0	0	30%	
RESEARCH PROGRAM	32020000000000						0	0	0	0	0		
OO : Higher education research improved to promote Outcome Indicators													
1. Number of research outputs in the last three years utilized by the industry or by other beneficiaries		1	1	1	4	7	0	1	2	4	7		
Output Indicators							0	0	0	0	0		
1. Number of research outputs completed within the year		20	20	46	46	132	5	3	48	34	90	-12	Researches are given a minimum period of one (1) year for completion. Also, some researches were not conducted due to the COVID-19 pandemic.
2. Percentage of research outputs published in Internationally-refereed or CHED		10%	10%	10%	10%	40%	0	0	0	0	0	49%	


QUARTERLY PHYSICAL REPORT OF OPERATION
As of December 31, 2020


State Universities and Colleges (SUCs)


Agency :
 < not applicable >

Organization Code (UACS) :

Particulars	UACS CODE	Physical Target (Budget Year)					Physical Accomplishment (Budget Year)					Variance	Remarks	
		1st Quarter	2nd Quarter	3rd Quarter	4th Quarter	Total	1st Quarter	2nd Quarter	3rd Quarter	4th Quarter	Total			
recognized journal within the year	1	2	3	4	5	6	7	8	9	10	11	12	13	14
TECHNICAL ADVISORY EXTENSION PROGRAM	33010000000000													
OO : Community engagement increased														
Outcome Indicators														
1. Number of active partnerships with LGUs, Industries, NGOs, NGAs, SMEs, and other stakeholders as a result of extension activities					10	18	28	0	0	40	49	89	25	
Output Indicators								0	0	0	0	0		
1. Number of trainees weighted by the length of training			450	900	1350	1800	4500	0	50	1754	1480	3284	-470	The COVID-19 pandemic has limited the number of participants or trainees of extension activities especially those that require face-to-face or onsite training.
2. Number of extension programs organized and supported consistent with the SUC's mandated and priority programs					5	5	10	0%	0	45	31	76	21	
3. Percentage of beneficiaries who rate the training courses and advisory services as satisfactory or higher in terms of quality and relevance			99.86%	99.86%	99.86%	99.86%	99.86%	0	100%	100%	99.11%	74.78%	-0.75%	The pandemic and the resulting imposition of community quarantine in the province led to the postponement of scheduled extension activities during the 1st Quarter.

Prepared By:
 
 MADLYN B. JINGO
 Planning Officer

In coordination with:
 
 MARCELO C. GUTIERREZ, JR.
 Finance Officer

Approved By:
 
 DEXTER R. BUTED
 Agency Head

Date: 2021-01-29 15:22:40.0

Date: 2021-01-29 15:22:40.0

Date: 1/29/2021 3:40:35 PM

This report was generated using the Unified Reporting System on 08/02/2021 18:07 : Status : SUBMITTED