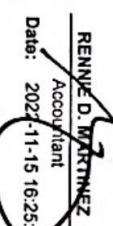



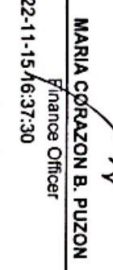
APPROPRIATIONS, OBLIGATIONS AND DISBURSEMENTS
As of Month Ending October, 2022


Department : State Universities and Colleges (SUCs)
 Agency : Pangasinan State University
 Operating Unit : < not applicable >
 Organization : 08 013 0000000
 Code

PARTICULARS	Available Appropriations		Allotment Releases		Obligations		Disbursements		
	Amount		Amount	% to Available Appropriations	Amount	% to Allotment	Amount	% Allotment	% to Obligations
B. Details by Agency	1,333,655,040.73		1,053,676,330.73	79 %	961,394,631.62	91 %	826,713,097.82	78 %	86 %
Pangasinan State University	1,333,655,040.73		1,053,676,330.73	79 %	961,394,631.62	91 %	826,713,097.82	78 %	86 %
< not applicable >	1,333,655,040.73		1,053,676,330.73	79 %	961,394,631.62	91 %	826,713,097.82	78 %	86 %
Accounts Payable	52,804,483.73		52,804,483.73	100 %	52,804,483.73	100 %	33,141,339.82	63 %	63 %
PS	3,167,747.40		3,167,747.40	100 %	3,167,747.40	100 %	1,373,554.91	43 %	43 %
MOOE	20,748,620.33		20,748,620.33	100 %	20,748,620.33	100 %	19,256,234.28	93 %	93 %
FinEx	0.00		0.00	0 %	0.00	0 %	0.00	0 %	0 %
CO	28,888,116.00		28,888,116.00	100 %	28,888,116.00	100 %	12,511,550.63	43 %	43 %
Current Year	1,278,659,397.00		999,180,687.00	78 %	908,090,147.89	91 %	793,071,758.00	79 %	87 %
PS	693,303,397.00		624,483,397.00	90 %	552,260,659.63	88 %	467,674,596.67	75 %	85 %
MOOE	509,256,000.00		308,597,290.00	61 %	291,573,265.85	94 %	282,950,283.39	92 %	97 %
FinEx	0.00		0.00	0 %	0.00	0 %	0.00	0 %	0 %
CO	76,100,000.00		66,100,000.00	87 %	64,256,222.41	97 %	42,446,877.94	64 %	66 %
Prior Year	2,191,160.00		1,691,160.00	77 %	500,000.00	30 %	500,000.00	30 %	100 %
PS	0.00		0.00	0 %	0.00	0 %	0.00	0 %	0 %
MOOE	1,019,000.00		519,000.00	51 %	500,000.00	96 %	500,000.00	96 %	100 %
FinEx	0.00		0.00	0 %	0.00	0 %	0.00	0 %	0 %
CO	1,172,160.00		1,172,160.00	100 %	0.00	0 %	0.00	0 %	0 %

Certified Correct:  **RENIE D. MARTINEZ**
 Accountant
 Date: 2022-11-15 16:25:53

Certified Correct:  **JEANILYN L. LANUETA**
 Budget Officer
 Date: 2022-11-15 16:25:52

Recommending Approval:  **MARIA CORAZON B. PUZON**
 Finance Officer
 Date: 2022-11-15 16:37:30

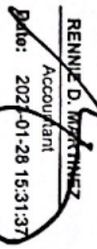
Approved By:  **ELBERT M. GALAS**
 Agency Head
 Date: 2022-11-15 16:40:49


This report was generated using the Unified Reporting System on 15/11/2022 16:40 Status : SUBMITTED

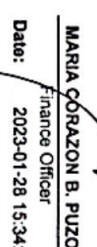
APPROPRIATIONS, OBLIGATIONS AND DISBURSEMENTS
As of Month Ending November, 2022


Department : State Universities and Colleges (SUCs)
 Agency : Pangasinan State University
 Operating Unit : < not applicable >
 Organization Code : 08 013 0000000

PARTICULARS	Available Appropriations		Allotment Releases		Obligations		Disbursements	
	Amount	Amount	% to Available Appropriations	Amount	% to Allotment	Amount	% to Allotment Obligations	
B. Details by Agency	1,333,655,133.63	1,320,145,133.63	99 %	1,230,754,522.14	93 %	1,187,911,107.69	90 %	97 %
Pangasinan State University	1,333,655,133.63	1,320,145,133.63	99 %	1,230,754,522.14	93 %	1,187,911,107.69	90 %	97 %
< not applicable >	1,333,655,133.63	1,320,145,133.63	99 %	1,230,754,522.14	93 %	1,187,911,107.69	90 %	97 %
Accounts Payable	52,804,483.73	52,804,483.73	100 %	52,804,483.73	100 %	40,124,730.47	76 %	76 %
PS	3,167,747.40	3,167,747.40	100 %	3,167,747.40	100 %	1,386,900.16	44 %	44 %
MOOE	20,748,620.33	20,748,620.33	100 %	20,748,620.33	100 %	19,256,234.28	93 %	93 %
FinEx	0.00	0.00	0 %	0.00	0 %	0.00	0 %	0 %
CO	28,888,116.00	28,888,116.00	100 %	28,888,116.00	100 %	19,481,596.03	67 %	67 %
Current Year	1,278,659,397.00	1,265,149,397.00	99 %	1,176,450,938.41	93 %	1,147,286,377.22	91 %	98 %
PS	693,303,397.00	691,622,397.00	100 %	623,022,692.47	90 %	608,232,450.98	88 %	98 %
MOOE	509,256,000.00	507,427,000.00	100 %	489,172,023.53	96 %	486,490,374.21	96 %	99 %
FinEx	0.00	0.00	0 %	0.00	0 %	0.00	0 %	0 %
CO	76,100,000.00	66,100,000.00	87 %	64,256,222.41	97 %	52,563,552.03	80 %	82 %
Prior Year	2,191,252.90	2,191,252.90	100 %	1,499,100.00	68 %	500,000.00	23 %	33 %
PS	0.00	0.00	0 %	0.00	0 %	0.00	0 %	0 %
MOOE	1,019,092.90	1,019,092.90	100 %	500,000.00	49 %	500,000.00	49 %	100 %
FinEx	0.00	0.00	0 %	0.00	0 %	0.00	0 %	0 %
CO	1,172,160.00	1,172,160.00	100 %	999,100.00	85 %	0.00	0 %	0 %

Certified Correct:  RENNIE D. MANTANES, Accountant, Date: 2023-01-28 15:31:37

Certified Correct:  JEANILYN L. VILLARUEVA, Budget Officer, Date: 2023-01-28 15:31:37

Recommending Approval:  MARIA CORAZON B. PUZON, Finance Officer, Date: 2023-01-28 15:34:35

Approved By:  ELBERT M. GALAS, Agency Head, Date: 2023-01-28 15:37:17

This report was generated using the Unified Reporting System on 28/01/2023 17:17 Status : SUBMITTED

APPROPRIATIONS, OBLIGATIONS AND DISBURSEMENTS
As of Month Ending December, 2022

Department : State Universities and Colleges (SUCs)
 Agency : Pangasinan State University
 Operating Unit : < not applicable >
 Organization : 08 013 0000000
 Code :

PARTICULARS	Available Appropriations		Allotment Releases		Obligations		Disbursements	
	Amount		Amount	% to Available Appropriations	Amount	% to Allotment	Amount	% to Allotment
B. Details by Agency	1,336,891,437.63		1,323,381,437.63	99 %	1,316,575,660.05	99 %	1,272,661,359.22	96 %
Pangasinan State University	1,336,891,437.63		1,323,381,437.63	99 %	1,316,575,660.05	99 %	1,272,661,359.22	96 %
< not applicable >	1,336,891,437.63		1,323,381,437.63	99 %	1,316,575,660.05	99 %	1,272,661,359.22	96 %
Accounts Payable	52,804,483.73		52,804,483.73	100 %	52,804,483.73	100 %	42,334,287.65	80 %
PS	3,167,747.40		3,167,747.40	100 %	3,167,747.40	100 %	1,386,900.16	44 %
MOOE	20,748,620.33		20,748,620.33	100 %	20,748,620.33	100 %	20,632,793.64	99 %
FinEx	0.00		0.00	0 %	0.00	0 %	0.00	0 %
CO	28,888,116.00		28,888,116.00	100 %	28,888,116.00	100 %	20,314,593.85	70 %
Current Year	1,281,895,701.00		1,268,385,701.00	99 %	1,262,272,076.32	100 %	1,229,827,071.57	97 %
PS	703,254,701.00		701,573,701.00	100 %	700,227,663.47	100 %	684,627,833.77	98 %
MOOE	502,541,000.00		500,712,000.00	100 %	497,788,190.44	99 %	490,513,726.55	98 %
FinEx	0.00		0.00	0 %	0.00	0 %	0.00	0 %
CO	76,100,000.00		66,100,000.00	87 %	64,256,222.41	97 %	54,685,511.25	83 %
Prior Year	2,191,252.90		2,191,252.90	100 %	1,499,100.00	68 %	500,000.00	23 %
PS	0.00		0.00	0 %	0.00	0 %	0.00	0 %
MOOE	1,019,092.90		1,019,092.90	100 %	500,000.00	49 %	500,000.00	49 %
FinEx	0.00		0.00	0 %	0.00	0 %	0.00	0 %
CO	1,172,160.00		1,172,160.00	100 %	999,100.00	85 %	0.00	0 %

Certified Correct:

Certified Correct:

Recommending Approval:

Approved By:

RENWEE D. MARTINEZ
Accountant

JEANILYN L. MALLANUEVA
Budget Officer

MARIA CORAZON B. PUZON
Finance Officer

ELBERT M. GALAS
Agency Head

Date: 2023-01-25 16:45:40

Date: 2023-01-25 16:45:40

Date: 2023-01-25 16:52:15

Date: 2023-01-28 13:38:01