

**MONTHLY REPORT OF DISBURSEMENTS**  
For the month of April 2023

Department : State Universities and Colleges (SUCs)  
 Agency/Entity : Pangasinan State University  
 Operating Unit : < not applicable >  
 Organization Code (UACS) : 08 013 0000000  
 Fund Cluster : 01 Regular Agency Fund

Particulars	Current Year Budget					Prior Year's Budget											SUB-TOTAL	Trust Liabilities				Grand Total					Remarks
	PS	MOOE	FinEx	CO	TOTAL	Prior Year's Accounts Payable					Current Year's Accounts Payable					TOTAL		PS	MOOE	CO	TOTAL	PS	MOOE	FinEx	CO	TOTAL	
						7	8	9	10	11=(7+8+9+10)	12	13	14	15	16=(12+13+14+15)												
CASH DISBURSEMENTS	46,289,335.96	4,735,201.32	0.00	0.00	51,024,537.28	493,896.79	79,165.00	0.00	0.00	573,061.79	0.00	261,490.66	0.00	0.00	261,490.66	834,552.45	51,859,089.73	0.00	0.00	0.00	0.00	46,783,232.75	5,075,856.98	0.00	0.00	51,859,089.73	
Notice of Cash Allocation (NCA)	46,289,335.96	4,735,201.32	0.00	0.00	51,024,537.28	493,896.79	79,165.00	0.00	0.00	573,061.79	0.00	261,490.66	0.00	0.00	261,490.66	834,552.45	51,859,089.73	0.00	0.00	0.00	0.00	46,783,232.75	5,075,856.98	0.00	0.00	51,859,089.73	
MDS Checks Issued	15,553,115.69	3,548,554.54	0.00	0.00	19,101,670.23	15,000.00	79,165.00	0.00	0.00	94,165.00	0.00	261,490.66	0.00	0.00	261,490.66	355,655.66	19,457,325.89	0.00	0.00	0.00	0.00	15,568,115.69	3,889,210.20	0.00	0.00	19,457,325.89	
Advice to Debit Account	30,736,220.27	1,186,646.78	0.00	0.00	31,922,867.05	478,896.79	0.00	0.00	0.00	478,896.79	0.00	0.00	0.00	0.00	0.00	478,896.79	32,401,783.84	0.00	0.00	0.00	0.00	31,215,117.06	1,186,646.78	0.00	0.00	32,401,783.84	
Notice of Transfer Allocations (NTA)	0.00	0.00	0.00	0.00	0.00	0.00	0.00	0.00	0.00	0.00	0.00	0.00	0.00	0.00	0.00	0.00	0.00	0.00	0.00	0.00	0.00	0.00	0.00	0.00	0.00	0.00	0.00
MDS Checks Issued	0.00	0.00	0.00	0.00	0.00	0.00	0.00	0.00	0.00	0.00	0.00	0.00	0.00	0.00	0.00	0.00	0.00	0.00	0.00	0.00	0.00	0.00	0.00	0.00	0.00	0.00	0.00
Advice to Debit Account	0.00	0.00	0.00	0.00	0.00	0.00	0.00	0.00	0.00	0.00	0.00	0.00	0.00	0.00	0.00	0.00	0.00	0.00	0.00	0.00	0.00	0.00	0.00	0.00	0.00	0.00	0.00
Working Fund for FAPs	0.00	0.00	0.00	0.00	0.00	0.00	0.00	0.00	0.00	0.00	0.00	0.00	0.00	0.00	0.00	0.00	0.00	0.00	0.00	0.00	0.00	0.00	0.00	0.00	0.00	0.00	0.00
Cash Disbursement Ceiling (CDC)	0.00	0.00	0.00	0.00	0.00	0.00	0.00	0.00	0.00	0.00	0.00	0.00	0.00	0.00	0.00	0.00	0.00	0.00	0.00	0.00	0.00	0.00	0.00	0.00	0.00	0.00	0.00
<b>TOTAL CASH DISBURSEMENTS</b>	<b>46,289,335.96</b>	<b>4,735,201.32</b>	<b>0.00</b>	<b>0.00</b>	<b>51,024,537.28</b>	<b>493,896.79</b>	<b>79,165.00</b>	<b>0.00</b>	<b>0.00</b>	<b>573,061.79</b>	<b>0.00</b>	<b>261,490.66</b>	<b>0.00</b>	<b>0.00</b>	<b>261,490.66</b>	<b>834,552.45</b>	<b>51,859,089.73</b>	<b>0.00</b>	<b>0.00</b>	<b>0.00</b>	<b>0.00</b>	<b>46,783,232.75</b>	<b>5,075,856.98</b>	<b>0.00</b>	<b>0.00</b>	<b>51,859,089.73</b>	
NON-CASH DISBURSEMENTS	2,707,846.57	57,245.72	0.00	0.00	2,765,092.29	0.00	0.00	0.00	0.00	0.00	0.00	0.00	0.00	0.00	0.00	0.00	2,765,092.29	0.00	0.00	0.00	0.00	2,707,846.57	57,245.72	0.00	0.00	2,765,092.29	
Tax Remittance Advices Issued (TRA)	2,707,846.57	57,245.72	0.00	0.00	2,765,092.29	0.00	0.00	0.00	0.00	0.00	0.00	0.00	0.00	0.00	0.00	0.00	2,765,092.29	0.00	0.00	0.00	0.00	2,707,846.57	57,245.72	0.00	0.00	2,765,092.29	
Non-Cash Availment Authority (NCAA)	0.00	0.00	0.00	0.00	0.00	0.00	0.00	0.00	0.00	0.00	0.00	0.00	0.00	0.00	0.00	0.00	0.00	0.00	0.00	0.00	0.00	0.00	0.00	0.00	0.00	0.00	
Disbursements effected through outright deductions from claims (please specify...)	0.00	0.00	0.00	0.00	0.00	0.00	0.00	0.00	0.00	0.00	0.00	0.00	0.00	0.00	0.00	0.00	0.00	0.00	0.00	0.00	0.00	0.00	0.00	0.00	0.00	0.00	
Overpayment of expenses(e.g. personnel benefits)	0.00	0.00	0.00	0.00	0.00	0.00	0.00	0.00	0.00	0.00	0.00	0.00	0.00	0.00	0.00	0.00	0.00	0.00	0.00	0.00	0.00	0.00	0.00	0.00	0.00	0.00	
Restitution for loss of government property	0.00	0.00	0.00	0.00	0.00	0.00	0.00	0.00	0.00	0.00	0.00	0.00	0.00	0.00	0.00	0.00	0.00	0.00	0.00	0.00	0.00	0.00	0.00	0.00	0.00	0.00	
Liquidated damages and similar claims	0.00	0.00	0.00	0.00	0.00	0.00	0.00	0.00	0.00	0.00	0.00	0.00	0.00	0.00	0.00	0.00	0.00	0.00	0.00	0.00	0.00	0.00	0.00	0.00	0.00	0.00	
Others(TEF, BTr-Documentary Stamp Tax, etc.)	0.00	0.00	0.00	0.00	0.00	0.00	0.00	0.00	0.00	0.00	0.00	0.00	0.00	0.00	0.00	0.00	0.00	0.00	0.00	0.00	0.00	0.00	0.00	0.00	0.00	0.00	
<b>TOTAL NON-CASH DISBURSEMENTS</b>	<b>2,707,846.57</b>	<b>57,245.72</b>	<b>0.00</b>	<b>0.00</b>	<b>2,765,092.29</b>	<b>0.00</b>	<b>0.00</b>	<b>0.00</b>	<b>0.00</b>	<b>0.00</b>	<b>0.00</b>	<b>0.00</b>	<b>0.00</b>	<b>0.00</b>	<b>0.00</b>	<b>0.00</b>	<b>2,765,092.29</b>	<b>0.00</b>	<b>0.00</b>	<b>0.00</b>	<b>0.00</b>	<b>2,707,846.57</b>	<b>57,245.72</b>	<b>0.00</b>	<b>0.00</b>	<b>2,765,092.29</b>	
<b>GRAND TOTAL</b>	<b>48,997,182.53</b>	<b>4,792,447.04</b>	<b>0.00</b>	<b>0.00</b>	<b>53,789,629.57</b>	<b>493,896.79</b>	<b>79,165.00</b>	<b>0.00</b>	<b>0.00</b>	<b>573,061.79</b>	<b>0.00</b>	<b>261,490.66</b>	<b>0.00</b>	<b>0.00</b>	<b>261,490.66</b>	<b>834,552.45</b>	<b>54,624,182.02</b>	<b>0.00</b>	<b>0.00</b>	<b>0.00</b>	<b>0.00</b>	<b>49,491,079.32</b>	<b>5,133,102.70</b>	<b>0.00</b>	<b>0.00</b>	<b>54,624,182.02</b>	

**MONTHLY REPORT OF DISBURSEMENTS**  
For the month of April 2023

Department : State Universities and Colleges (SUCs)  
 Agency/Entity : Pangasinan State University  
 Operating Unit : < not applicable >  
 Organization Code (UACS) : 08 013 0000000  
 Fund Cluster : 01 Regular Agency Fund

**SUMMARY**

Particulars (1)	Previous Report (2)	This Month (3)	As at Date (4)
Total Disbursement Authorities Received	185,767,506.09	89,404,262.29	275,171,768.38
NCA	175,669,161.00	86,639,170.00	262,308,331.00
NTA	0.00	0.00	0.00
Working Fund	0.00	0.00	0.00
TRA	10,098,345.09	2,765,092.29	12,863,437.38
CDC	0.00	0.00	0.00
NCAA	0.00	0.00	0.00
Less: Notice of Transfer of Allocations (NTA)* issued	0.00	0.00	0.00
Total Disbursement Authorities Available	185,767,506.09	89,404,262.29	275,171,768.38
Less:	0.00	0.00	0.00
Lapsed NCA	0.00	25.58	25.58
Disbursements	185,767,480.51	54,624,182.02	240,391,662.53
Less: Other Non-Cash Disbursements	0.00	0.00	0.00
Disbursements effected through outright deductions from claims	0.00	0.00	0.00
Overpayment of expenses (e.g. personnel benefits)	0.00	0.00	0.00
Restitution for loss of government property	0.00	0.00	0.00
Liquidated damages and similar claims	0.00	0.00	0.00
Others (e.g. TEF, ETR, Docs Stamp, etc.)	0.00	0.00	0.00
Add/Less: Adjustments (e.g. cancelled/staled checks)	0.00	0.00	0.00
Balance of Disbursement Authorities as at date	25.58	34,780,054.69	34,780,080.27
Total Disbursements Program	185,767,506.09	89,404,236.71	275,171,742.80
Less: *Actual Disbursements	185,767,480.51	54,624,182.02	240,391,662.53
(Over)/Under spending	25.58	34,780,054.69	34,780,080.27

Notes: \* The use of NTA is discouraged  
 Notes: \*\* Amounts should tally with the grand total disbursement (column 27).

Certified Correct:

  
**RENNIE D. MARTINEZ**  
 Accountant  
 Date: 2023-05-10 14:15:28

Recommending Approval:

  
**MARIA COPAZON B. PUZON**  
 Finance Officer  
 Date: 2023-05-11 13:16:44

Approved By:

  
**ELBERT M. GALAS**  
 Agency Head  
 Date: 2023-05-11 13:57:41



**MONTHLY REPORT OF DISBURSEMENTS**  
For the month of May 2023

Department : State Universities and Colleges (SUCs)  
 Agency/Entity : Pangasinan State University  
 Operating Unit : < not applicable >  
 Organization Code (UACS) : 08 013 0000000  
 Fund Cluster : 01 - Regular Agency Fund

Particulars	Current Year Budget					Prior Year's Accounts Payable										Trust Liabilities				Grand Total					Remarks				
	PS	MOOE	FinEx	CO	TOTAL	Prior Year's Accounts Payable					Current Year's Accounts Payable					PS	MOOE	CO	TOTAL	PS	MOOE	FinEx	CO	TOTAL					
						7	8	9	10	11=(7+8+9+10)	12	13	14	15	16=(12+13+14+15)											17=(11+16)	18=(9+17)	19	20
<b>CASH DISBURSEMENTS</b>	109,083,891.43	6,678,753.19	0.00	5,296,617.88	121,059,262.50	0.00	0.00	0.00	3,473,706.22	3,473,706.22	0.00	488,068.43	0.00	0.00	488,068.43	3,961,774.65	125,021,037.15	0.00	0.00	0.00	0.00	109,083,891.43	7,166,821.82	0.00	8,770,324.10	125,021,037.15			
Notice of Cash Allocation (NCA)	109,083,891.43	6,678,753.19	0.00	5,296,617.88	121,059,262.50	0.00	0.00	0.00	3,473,706.22	3,473,706.22	0.00	488,068.43	0.00	0.00	488,068.43	3,961,774.65	125,021,037.15	0.00	0.00	0.00	0.00	109,083,891.43	7,166,821.82	0.00	8,770,324.10	125,021,037.15			
MDS Checks Issued	20,133,567.25	4,914,153.30	0.00	5,296,617.88	30,344,368.43	0.00	0.00	0.00	3,473,706.22	3,473,706.22	0.00	488,068.43	0.00	0.00	488,068.43	3,961,774.65	34,306,143.08	0.00	0.00	0.00	0.00	20,133,567.25	5,402,221.73	0.00	8,770,324.10	34,306,143.08			
Advice to Debit Account	88,950,294.18	1,764,599.89	0.00	0.00	90,714,894.07	0.00	0.00	0.00	0.00	0.00	0.00	0.00	0.00	0.00	0.00	0.00	90,714,894.07	0.00	0.00	0.00	0.00	88,950,294.18	1,764,599.89	0.00	0.00	90,714,894.07			
Notice of Transfer Allocations (NTA)	0.00	0.00	0.00	0.00	0.00	0.00	0.00	0.00	0.00	0.00	0.00	0.00	0.00	0.00	0.00	0.00	0.00	0.00	0.00	0.00	0.00	0.00	0.00	0.00	0.00	0.00	0.00		
MDS Checks Issued	0.00	0.00	0.00	0.00	0.00	0.00	0.00	0.00	0.00	0.00	0.00	0.00	0.00	0.00	0.00	0.00	0.00	0.00	0.00	0.00	0.00	0.00	0.00	0.00	0.00	0.00	0.00	0.00	
Advice to Debit Account	0.00	0.00	0.00	0.00	0.00	0.00	0.00	0.00	0.00	0.00	0.00	0.00	0.00	0.00	0.00	0.00	0.00	0.00	0.00	0.00	0.00	0.00	0.00	0.00	0.00	0.00	0.00	0.00	
Working Fund for FAPs	0.00	0.00	0.00	0.00	0.00	0.00	0.00	0.00	0.00	0.00	0.00	0.00	0.00	0.00	0.00	0.00	0.00	0.00	0.00	0.00	0.00	0.00	0.00	0.00	0.00	0.00	0.00	0.00	
Cash Disbursement Ceiling (CDC)	0.00	0.00	0.00	0.00	0.00	0.00	0.00	0.00	0.00	0.00	0.00	0.00	0.00	0.00	0.00	0.00	0.00	0.00	0.00	0.00	0.00	0.00	0.00	0.00	0.00	0.00	0.00	0.00	
<b>TOTAL CASH DISBURSEMENTS</b>	<b>109,083,891.43</b>	<b>6,678,753.19</b>	<b>0.00</b>	<b>5,296,617.88</b>	<b>121,059,262.50</b>	<b>0.00</b>	<b>0.00</b>	<b>0.00</b>	<b>3,473,706.22</b>	<b>3,473,706.22</b>	<b>0.00</b>	<b>488,068.43</b>	<b>0.00</b>	<b>0.00</b>	<b>488,068.43</b>	<b>3,961,774.65</b>	<b>125,021,037.15</b>	<b>0.00</b>	<b>0.00</b>	<b>0.00</b>	<b>0.00</b>	<b>109,083,891.43</b>	<b>7,166,821.82</b>	<b>0.00</b>	<b>8,770,324.10</b>	<b>125,021,037.15</b>			
<b>NON-CASH DISBURSEMENTS</b>	<b>4,814,802.13</b>	<b>104,538.71</b>	<b>0.00</b>	<b>353,107.86</b>	<b>5,272,448.70</b>	<b>0.00</b>	<b>0.00</b>	<b>0.00</b>	<b>231,580.41</b>	<b>231,580.41</b>	<b>0.00</b>	<b>31,109.89</b>	<b>0.00</b>	<b>0.00</b>	<b>31,109.89</b>	<b>262,690.30</b>	<b>5,535,139.00</b>	<b>0.00</b>	<b>0.00</b>	<b>0.00</b>	<b>0.00</b>	<b>4,814,802.13</b>	<b>135,648.80</b>	<b>0.00</b>	<b>584,688.27</b>	<b>5,535,139.00</b>			
Tax Remittance Advice Issued (TRA)	4,814,802.13	104,538.71	0.00	353,107.86	5,272,448.70	0.00	0.00	0.00	231,580.41	231,580.41	0.00	31,109.89	0.00	0.00	31,109.89	262,690.30	5,535,139.00	0.00	0.00	0.00	0.00	4,814,802.13	135,648.80	0.00	584,688.27	5,535,139.00			
Non-Cash Availment Authority (NCAA)	0.00	0.00	0.00	0.00	0.00	0.00	0.00	0.00	0.00	0.00	0.00	0.00	0.00	0.00	0.00	0.00	0.00	0.00	0.00	0.00	0.00	0.00	0.00	0.00	0.00	0.00	0.00	0.00	
Disbursements effected through outright deductions from claims (please specify...)	0.00	0.00	0.00	0.00	0.00	0.00	0.00	0.00	0.00	0.00	0.00	0.00	0.00	0.00	0.00	0.00	0.00	0.00	0.00	0.00	0.00	0.00	0.00	0.00	0.00	0.00	0.00	0.00	
Overpayment of expenses (e.g. personnel benefits)	0.00	0.00	0.00	0.00	0.00	0.00	0.00	0.00	0.00	0.00	0.00	0.00	0.00	0.00	0.00	0.00	0.00	0.00	0.00	0.00	0.00	0.00	0.00	0.00	0.00	0.00	0.00	0.00	
Restitution for loss of government property	0.00	0.00	0.00	0.00	0.00	0.00	0.00	0.00	0.00	0.00	0.00	0.00	0.00	0.00	0.00	0.00	0.00	0.00	0.00	0.00	0.00	0.00	0.00	0.00	0.00	0.00	0.00	0.00	
Liquidated damages and similar claims	0.00	0.00	0.00	0.00	0.00	0.00	0.00	0.00	0.00	0.00	0.00	0.00	0.00	0.00	0.00	0.00	0.00	0.00	0.00	0.00	0.00	0.00	0.00	0.00	0.00	0.00	0.00	0.00	
Others (TEF, BT, Documentary Stamp Tax, etc.)	0.00	0.00	0.00	0.00	0.00	0.00	0.00	0.00	0.00	0.00	0.00	0.00	0.00	0.00	0.00	0.00	0.00	0.00	0.00	0.00	0.00	0.00	0.00	0.00	0.00	0.00	0.00	0.00	
<b>TOTAL NON-CASH DISBURSEMENTS</b>	<b>4,814,802.13</b>	<b>104,538.71</b>	<b>0.00</b>	<b>353,107.86</b>	<b>5,272,448.70</b>	<b>0.00</b>	<b>0.00</b>	<b>0.00</b>	<b>231,580.41</b>	<b>231,580.41</b>	<b>0.00</b>	<b>31,109.89</b>	<b>0.00</b>	<b>0.00</b>	<b>31,109.89</b>	<b>262,690.30</b>	<b>5,535,139.00</b>	<b>0.00</b>	<b>0.00</b>	<b>0.00</b>	<b>0.00</b>	<b>4,814,802.13</b>	<b>135,648.80</b>	<b>0.00</b>	<b>584,688.27</b>	<b>5,535,139.00</b>			
<b>GRAND TOTAL</b>	<b>113,898,693.56</b>	<b>6,783,291.90</b>	<b>0.00</b>	<b>5,649,725.74</b>	<b>128,331,711.20</b>	<b>0.00</b>	<b>0.00</b>	<b>0.00</b>	<b>3,705,286.63</b>	<b>3,705,286.63</b>	<b>0.00</b>	<b>519,178.32</b>	<b>0.00</b>	<b>0.00</b>	<b>519,178.32</b>	<b>4,224,464.95</b>	<b>130,556,176.15</b>	<b>0.00</b>	<b>0.00</b>	<b>0.00</b>	<b>0.00</b>	<b>113,898,693.56</b>	<b>7,302,470.22</b>	<b>0.00</b>	<b>9,355,012.37</b>	<b>130,556,176.15</b>			

**MONTHLY REPORT OF DISBURSEMENTS**  
For the month of May 2023


Department : State Universities and Colleges (SUCs)  
 Agency/Entity : Pangasinan State University  
 Operating Unit : < not applicable >  
 Organization Code (UACS) : 08 013 0000000  
 Fund Cluster : 01 - Regular Agency Fund

**SUMMARY**


Particulars (1)	Previous Report (2)	This Month (3)	As at Date (4)
Total Disbursement Authorities Received	275,171,768.38	295,032,732.00	570,204,500.38
NCA	262,308,331.00	289,497,593.00	551,805,924.00
NTA	0.00	0.00	0.00
Working Fund	0.00	0.00	0.00
TRA	12,863,437.38	5,535,139.00	18,398,576.38
CDC	0.00	0.00	0.00
NCAA	0.00	0.00	0.00
Less: Notice of Transfer of Allocations (NTA)* Issued	0.00	0.00	0.00
Total Disbursement Authorities Available	275,171,768.38	295,032,732.00	570,204,500.38
Less:	0.00	0.00	0.00
Lapsed NCA Disbursements	25.58	0.00	25.58
240,391,662.53	130,556,176.15	370,947,838.68	
Less: Other Non-Cash Disbursements	0.00	0.00	0.00
Disbursements effected through outright deductions from claims	0.00	0.00	0.00
Overpayment of expenses(e.g. personnel benefits)	0.00	0.00	0.00
Restitution for loss of government property	0.00	0.00	0.00
Liquidated damages and similar claims	0.00	0.00	0.00
Others (e.g. TEF, BTr, Docs Stamp, etc.)	0.00	0.00	0.00
Add/Less: Adjustments (e.g. cancelled/staled checks)	34,780,080.27	164,476,555.85	199,256,636.12
Balance of Disbursement Authorities as at date	275,171,742.80	295,032,732.00	570,204,474.80
Total Disbursements Program	240,391,662.53	130,556,176.15	370,947,838.68
Less: *Actual Disbursements	34,780,080.27	164,476,555.85	199,256,636.12

Notes: \* The use of NTA is discouraged  
 Notes: \*\* Amounts should tally with the grand total disbursement (column 27).


Certified Correct:

  
**RENNIE D. MARTINEZ**  
 Accountant  
 Date: June 9, 2023 10:08 AM

Recommending Approval:

  
**MARIA CORONON B. PUZON**  
 Finance Officer  
 Date: June 9, 2023 03:17 PM

Approved By:

  
**ELBERT M. GALAS**  
 Agency Head  
 Date: June 9, 2023 03:24 PM



**MONTHLY REPORT OF DISBURSEMENTS**  
For the month of June 2023

Department : State Universities and Colleges (SUCs)  
 Agency/Entity : Pangasinan State University  
 Operating Unit : < not applicable >  
 Organization Code (UACS) : 08 013 000000  
 Fund Cluster : 01 - Regular Agency Fund

Particulars	Current Year Budget					Prior Year's Budget											Trust Liabilities				Grand Total					Remarks			
	PS	MOOE	FinEx	CO	TOTAL	Prior Year's Accounts Payable					Current Year's Accounts Payable						SUB-TOTAL	PS	MOOE	CO	TOTAL	PS	MOOE	FinEx	CO		TOTAL		
						7	8	9	10	11=(7+8+9+10)	12	13	14	15	16=(12+13+14+15)	17=(11+16)												18=(9+17)	19
<b>CASH DISBURSEMENTS</b>	43,190,203.11	200,428,333.31	0.00	2,354,581.35	245,971,117.77	5,943.64	0.00	0.00	948,711.35	954,654.99	0.00	930,781.39	0.00	9,900,662.72	10,831,444.11	11,786,099.10	257,757,216.87	0.00	0.00	0.00	0.00	43,196,146.75	201,357,114.70	0.00	13,203,955.42	257,757,216.87			
Notice of Cash Allocation (NCA)	43,190,203.11	200,428,333.31	0.00	2,354,581.35	245,971,117.77	5,943.64	0.00	0.00	948,711.35	954,654.99	0.00	930,781.39	0.00	9,900,662.72	10,831,444.11	11,786,099.10	257,757,216.87	0.00	0.00	0.00	0.00	43,196,146.75	201,357,114.70	0.00	13,203,955.42	257,757,216.87			
MDS Checks Issued	18,136,109.86	198,715,221.82	0.00	2,354,581.35	219,205,913.26	5,943.64	0.00	0.00	948,711.35	954,654.99	0.00	930,781.39	0.00	9,900,662.72	10,831,444.11	11,786,099.10	230,992,012.36	0.00	0.00	0.00	0.00	18,142,053.63	199,648,033.31	0.00	13,203,955.42	230,992,012.36			
Advice to Debit Account	25,054,093.12	1,711,111.39	0.00	0.00	26,765,204.51	0.00	0.00	0.00	0.00	0.00	0.00	0.00	0.00	0.00	0.00	0.00	26,765,204.51	0.00	0.00	0.00	0.00	25,054,093.12	1,711,111.39	0.00	0.00	26,765,204.51			
Notice of Transfer Allocations (NTA)	0.00	0.00	0.00	0.00	0.00	0.00	0.00	0.00	0.00	0.00	0.00	0.00	0.00	0.00	0.00	0.00	0.00	0.00	0.00	0.00	0.00	0.00	0.00	0.00	0.00	0.00	0.00		
MDS Checks Issued	0.00	0.00	0.00	0.00	0.00	0.00	0.00	0.00	0.00	0.00	0.00	0.00	0.00	0.00	0.00	0.00	0.00	0.00	0.00	0.00	0.00	0.00	0.00	0.00	0.00	0.00	0.00	0.00	
Advice to Debit Account	0.00	0.00	0.00	0.00	0.00	0.00	0.00	0.00	0.00	0.00	0.00	0.00	0.00	0.00	0.00	0.00	0.00	0.00	0.00	0.00	0.00	0.00	0.00	0.00	0.00	0.00	0.00	0.00	
Working Fund for FAPs	0.00	0.00	0.00	0.00	0.00	0.00	0.00	0.00	0.00	0.00	0.00	0.00	0.00	0.00	0.00	0.00	0.00	0.00	0.00	0.00	0.00	0.00	0.00	0.00	0.00	0.00	0.00	0.00	
Cash Disbursement Ceiling (CDC)	0.00	0.00	0.00	0.00	0.00	0.00	0.00	0.00	0.00	0.00	0.00	0.00	0.00	0.00	0.00	0.00	0.00	0.00	0.00	0.00	0.00	0.00	0.00	0.00	0.00	0.00	0.00	0.00	
<b>TOTAL CASH DISBURSEMENTS</b>	<b>43,190,203.11</b>	<b>200,428,333.31</b>	<b>0.00</b>	<b>2,354,581.35</b>	<b>245,971,117.77</b>	<b>5,943.64</b>	<b>0.00</b>	<b>0.00</b>	<b>948,711.35</b>	<b>954,654.99</b>	<b>0.00</b>	<b>930,781.39</b>	<b>0.00</b>	<b>9,900,662.72</b>	<b>10,831,444.11</b>	<b>11,786,099.10</b>	<b>257,757,216.87</b>	<b>0.00</b>	<b>0.00</b>	<b>0.00</b>	<b>0.00</b>	<b>43,196,146.75</b>	<b>201,357,114.70</b>	<b>0.00</b>	<b>13,203,955.42</b>	<b>257,757,216.87</b>			
<b>NON-CASH DISBURSEMENTS</b>	2,612,948.94	125,582.12	0.00	156,972.09	2,895,513.15	0.00	0.00	0.00	63,247.42	63,247.42	0.00	31,943.59	0.00	565,015.60	596,959.19	660,206.61	3,555,719.76	0.00	0.00	0.00	0.00	2,612,948.94	157,535.71	0.00	785,235.11	3,555,719.76			
Tax Remittance Advances Issued (TRA)	2,612,948.94	125,582.12	0.00	156,972.09	2,895,513.15	0.00	0.00	0.00	63,247.42	63,247.42	0.00	31,943.59	0.00	565,015.60	596,959.19	660,206.61	3,555,719.76	0.00	0.00	0.00	0.00	2,612,948.94	157,535.71	0.00	785,235.11	3,555,719.76			
Non-Cash Assailment Authority (NCAA)	0.00	0.00	0.00	0.00	0.00	0.00	0.00	0.00	0.00	0.00	0.00	0.00	0.00	0.00	0.00	0.00	0.00	0.00	0.00	0.00	0.00	0.00	0.00	0.00	0.00	0.00	0.00	0.00	
Disbursements effected through outright deductions from claims (please specify...)	0.00	0.00	0.00	0.00	0.00	0.00	0.00	0.00	0.00	0.00	0.00	0.00	0.00	0.00	0.00	0.00	0.00	0.00	0.00	0.00	0.00	0.00	0.00	0.00	0.00	0.00	0.00	0.00	
Overpayment of expenses (e.g. personnel benefits)	0.00	0.00	0.00	0.00	0.00	0.00	0.00	0.00	0.00	0.00	0.00	0.00	0.00	0.00	0.00	0.00	0.00	0.00	0.00	0.00	0.00	0.00	0.00	0.00	0.00	0.00	0.00	0.00	
Restitution for loss of government property	0.00	0.00	0.00	0.00	0.00	0.00	0.00	0.00	0.00	0.00	0.00	0.00	0.00	0.00	0.00	0.00	0.00	0.00	0.00	0.00	0.00	0.00	0.00	0.00	0.00	0.00	0.00	0.00	
Liquidated damages and similar claims	0.00	0.00	0.00	0.00	0.00	0.00	0.00	0.00	0.00	0.00	0.00	0.00	0.00	0.00	0.00	0.00	0.00	0.00	0.00	0.00	0.00	0.00	0.00	0.00	0.00	0.00	0.00	0.00	
Others (TEF, BTI-Documentary Stamp Tax, etc.)	0.00	0.00	0.00	0.00	0.00	0.00	0.00	0.00	0.00	0.00	0.00	0.00	0.00	0.00	0.00	0.00	0.00	0.00	0.00	0.00	0.00	0.00	0.00	0.00	0.00	0.00	0.00	0.00	
<b>TOTAL NON-CASH DISBURSEMENTS</b>	<b>2,612,948.94</b>	<b>125,582.12</b>	<b>0.00</b>	<b>156,972.09</b>	<b>2,895,513.15</b>	<b>0.00</b>	<b>0.00</b>	<b>0.00</b>	<b>63,247.42</b>	<b>63,247.42</b>	<b>0.00</b>	<b>31,943.59</b>	<b>0.00</b>	<b>565,015.60</b>	<b>596,959.19</b>	<b>660,206.61</b>	<b>3,555,719.76</b>	<b>0.00</b>	<b>0.00</b>	<b>0.00</b>	<b>0.00</b>	<b>2,612,948.94</b>	<b>157,535.71</b>	<b>0.00</b>	<b>785,235.11</b>	<b>3,555,719.76</b>			
<b>GRAND TOTAL</b>	<b>45,803,152.05</b>	<b>200,551,925.43</b>	<b>0.00</b>	<b>2,511,553.44</b>	<b>248,866,630.92</b>	<b>5,943.64</b>	<b>0.00</b>	<b>0.00</b>	<b>1,011,958.77</b>	<b>1,017,902.41</b>	<b>0.00</b>	<b>962,724.98</b>	<b>0.00</b>	<b>10,465,678.32</b>	<b>11,428,403.30</b>	<b>12,446,305.71</b>	<b>261,312,936.63</b>	<b>0.00</b>	<b>0.00</b>	<b>0.00</b>	<b>0.00</b>	<b>45,809,095.69</b>	<b>201,514,650.41</b>	<b>0.00</b>	<b>13,989,190.53</b>	<b>261,312,936.63</b>			

**MONTHLY REPORT OF DISBURSEMENTS**  
For the month of June 2023

Department : State Universities and Colleges (SUCs)  
 Agency/Entity : Pangasinan State University  
 Operating Unit : < not applicable >  
 Organization Code (UACS) : 08 013 0000000  
 Fund Cluster : 01 - Regular Agency Fund

**SUMMARY**

Particulars (1)	Previous Report (2)	This Month (3)	As at Date (4)
Total Disbursement Authorities Received	570,204,500.38	62,025,499.76	632,230,000.14
NCA	551,805,924.00	58,469,780.00	610,275,704.00
NTA	0.00	0.00	0.00
Working Fund	0.00	0.00	0.00
TRA	18,398,576.38	3,555,719.76	21,954,296.14
CDC	0.00	0.00	0.00
NCAA	0.00	0.00	0.00
Less: Notice of Transfer of Allocations (NTA)* Issued	0.00	0.00	0.00
Total Disbursement Authorities Available	570,204,500.38	62,025,499.76	632,230,000.14
Less:	0.00	0.00	0.00
Lapsed NCA	25.58	0.00	25.58
Disbursements	370,947,838.68	261,312,936.63	632,260,775.31
Less: Other Non-Cash Disbursements	0.00	0.00	0.00
Disbursements effected through outright deductions from claims	0.00	0.00	0.00
Overpayment of expenses(e.g. personnel benefits)	0.00	0.00	0.00
Restitution for loss of government property	0.00	0.00	0.00
Liquidated damages and similar claims	0.00	0.00	0.00
Others (e.g. TEF, BTr, Docs Stamp, etc.)	0.00	0.00	0.00
Add/Less: Adjustments (e.g. cancelled/staled checks)	0.00	30,870.00	30,870.00
Balance of Disbursement Authorities as at date	199,256,636.12	(199,256,566.87)	69.25
Total Disbursements Program	570,204,474.80	62,056,369.76	632,260,844.56
Less: *Actual Disbursements	370,947,838.68	261,312,936.63	632,260,775.31
(Over)/Under spending	199,256,636.12	(199,256,566.87)	69.25

Notes: \* The use of NTA is discouraged  
 Notes: \*\* Amounts should tally with the grand total disbursement (column 27).


Certified Correct:

RENNIE D. MARTINEZ  
 Accountant  
 Date: July 10, 2023 01:29 PM

Recommending Approval:

  
DEXTER R. BUTED  
 Finance Officer  
 Date: July 10, 2023 01:32 PM

Approved By:

  
ELBERT M. GALAS  
 Agency Head  
 Date: July 10, 2023 01:34 PM