

MONTHLY REPORT OF DISBURSEMENTS
For the month of July 2023

Department : State Universities and Colleges (SUCs)
Agency/Entity : Pangasinan State University
Operating Unit : < not applicable >
Organization Code (UAOS) : 08 013 0000000
Fund Cluster : 01 - Regular Agency Fund

Table with columns for Particulars, Current Year Budget, Prior Year's Accounts Payable, Current Year's Accounts Payable, and Grand Total. Includes rows for CASH DISBURSEMENTS, NON-CASH DISBURSEMENTS, and GRAND TOTAL.

SUMMARY table with columns: Particulars, Previous Report, This Month, As at date. Rows include Total Disbursement Authorities Received, Less: Actual Disbursements, and Balance of Disbursement Authorities as at date.

Certified Correct:
RENNE D. MARTINEZ
Accountant
Date: August 7, 2023 04:14 PM

Recommending Approval:
DEXTER R. BUTED
Finance Officer
Date: August 7, 2023 04:14 PM

Approved By:
ELBERT M. GALAS
Agency Head
Date: August 7, 2023 04:19 PM

MONTHLY REPORT OF DISBURSEMENTS  
For the month of August 2023

Department : State Universities and Colleges (SUCs)  
Agency/Entity : Pangasinan State University  
Operating Unit : < not applicable >  
Organization Code (UACS) : 08 013 0000000  
Fund Cluster : 01 - Regular Agency Fund

Main table with columns: Particulars, Current Year Budget (PS, MOOE, FmEx, CO, TOTAL), Prior Year's Budget (Prior Year's Accounts Payable, Current Year's Accounts Payable, SUB-TOTAL), Trust Liabilities (PS, MOOE, CO, TOTAL), Grand Total (PS, MOOE, FmEx, CO, TOTAL), Remarks.

SUMMARY table with columns: Particulars, Previous Report, This Month, As at Date. Rows include: Total Disbursement Authorities Received, Non-Cash Disbursements, Total Non-Cash Disbursements, Balance of Disbursement Authorities as at date, Total Disbursements Program, Less: Actual Disbursements, (Over)/Under spending.

Certified Correct:  
REINIE D. MARTINEZ  
Date: September 6, 2023 04:52 PM  
This report was generated using the Unified Reporting System on October 25, 2023 9:10 AM. Status: SUBMITTED

Recommending Approval:  
DEXTER R. BUTED  
Finance Officer  
Date: September 6, 2023 04:57 PM

Approved By:  
ELBERT M. GALAS  
Agency Head  
Date: September 6, 2023 05:14 PM

MONTHLY REPORT OF DISBURSEMENTS  
For the month of September 2023


Department : State Universities and Colleges (SUCs)  
Agency/Entity : Pangasinan State University  
Operating Unit : < not applicable >  
Organization Code (UACS) : 08 013 0000000  
Fund Cluster : D1 - Regular Agency Fund


Particulars	Current Year Budget					Prior Year's Budget											Trust Liabilities				Grand Total					Remarks		
	PS	MOOE	FinEx	CO	TOTAL	Prior Year's Accounts Payable					Current Year's Accounts Payable						SUB-TOTAL	PS	MOOE	CO	TOTAL	PS	MOOE	FinEx	CO		TOTAL	
						PS	MOOE	FinEx	CO	Sub-Total	PS	MOOE	FinEx	CO	Sub-Total	TOTAL												
CASH DISBURSEMENTS	72,203,263.62	8,810,272.80	0.00	17,568,751.63	96,582,287.85	27,000.00	0.00	0.00	2,058,411.50	2,058,411.50	0.00	452,841.49	0.00	0.00	452,841.49	2,538,062.99	99,120,340.64	0.00	0.00	0.00	0.00	72,230,293.62	7,282,914.09	0.00	19,627,163.03	99,120,340.64		
Notice of Cash Allocation (NCA)	72,203,263.62	8,810,272.80	0.00	17,568,751.63	96,582,287.85	27,000.00	0.00	0.00	2,058,411.50	2,058,411.50	0.00	452,841.49	0.00	0.00	452,841.49	2,538,062.99	99,120,340.64	0.00	0.00	0.00	0.00	72,230,293.62	7,282,914.09	0.00	19,627,163.03	99,120,340.64		
MDS Checks Issued	28,562,602.58	5,230,981.79	0.00	17,568,751.63	51,362,333.91	0.00	0.00	0.00	2,058,411.50	2,058,411.50	0.00	452,841.49	0.00	0.00	452,841.49	2,511,062.99	53,873,396.90	0.00	0.00	0.00	0.00	28,562,602.58	5,688,925.28	0.00	19,627,163.03	53,873,396.90		
Advice to Debit Account	43,640,662.93	1,579,290.81	0.00	0.00	45,219,953.74	27,000.00	0.00	0.00	0.00	0.00	0.00	0.00	0.00	0.00	0.00	27,000.00	45,246,953.74	0.00	0.00	0.00	0.00	43,697,892.83	1,679,290.81	0.00	0.00	45,246,953.74		
Notice of Transfer Allocations (NTA)	0.00	0.00	0.00	0.00	0.00	0.00	0.00	0.00	0.00	0.00	0.00	0.00	0.00	0.00	0.00	0.00	0.00	0.00	0.00	0.00	0.00	0.00	0.00	0.00	0.00	0.00	0.00	
MDS Checks Issued	0.00	0.00	0.00	0.00	0.00	0.00	0.00	0.00	0.00	0.00	0.00	0.00	0.00	0.00	0.00	0.00	0.00	0.00	0.00	0.00	0.00	0.00	0.00	0.00	0.00	0.00	0.00	0.00
Advice to Debit Account	0.00	0.00	0.00	0.00	0.00	0.00	0.00	0.00	0.00	0.00	0.00	0.00	0.00	0.00	0.00	0.00	0.00	0.00	0.00	0.00	0.00	0.00	0.00	0.00	0.00	0.00	0.00	0.00
Working Fund for FAPs	0.00	0.00	0.00	0.00	0.00	0.00	0.00	0.00	0.00	0.00	0.00	0.00	0.00	0.00	0.00	0.00	0.00	0.00	0.00	0.00	0.00	0.00	0.00	0.00	0.00	0.00	0.00	0.00
Cash Disbursement Ceiling (CDC)	0.00	0.00	0.00	0.00	0.00	0.00	0.00	0.00	0.00	0.00	0.00	0.00	0.00	0.00	0.00	0.00	0.00	0.00	0.00	0.00	0.00	0.00	0.00	0.00	0.00	0.00	0.00	0.00
<b>TOTAL CASH DISBURSEMENTS</b>	<b>72,203,263.62</b>	<b>8,810,272.80</b>	<b>0.00</b>	<b>17,568,751.63</b>	<b>96,582,287.85</b>	<b>27,000.00</b>	<b>0.00</b>	<b>0.00</b>	<b>2,058,411.50</b>	<b>2,058,411.50</b>	<b>0.00</b>	<b>452,841.49</b>	<b>0.00</b>	<b>0.00</b>	<b>452,841.49</b>	<b>2,538,062.99</b>	<b>99,120,340.64</b>	<b>0.00</b>	<b>0.00</b>	<b>0.00</b>	<b>0.00</b>	<b>72,230,293.62</b>	<b>7,282,914.09</b>	<b>0.00</b>	<b>19,627,163.03</b>	<b>99,120,340.64</b>		
NON-CASH DISBURSEMENTS	2,903,119.83	63,033.25	0.00	1,171,250.10	4,137,402.98	0.00	0.00	0.00	137,227.43	137,227.43	0.00	0.00	0.00	0.00	0.00	137,227.43	4,274,630.41	0.00	0.00	0.00	0.00	2,903,119.83	63,033.25	0.00	1,368,477.53	4,274,630.41		
Tax Remittance Advices Issued (TRA)	2,903,119.83	63,033.25	0.00	1,171,250.10	4,137,402.98	0.00	0.00	0.00	137,227.43	137,227.43	0.00	0.00	0.00	0.00	0.00	137,227.43	4,274,630.41	0.00	0.00	0.00	0.00	2,903,119.83	63,033.25	0.00	1,368,477.53	4,274,630.41		
Non-Cash Availment Authority (NCAA)	0.00	0.00	0.00	0.00	0.00	0.00	0.00	0.00	0.00	0.00	0.00	0.00	0.00	0.00	0.00	0.00	0.00	0.00	0.00	0.00	0.00	0.00	0.00	0.00	0.00	0.00	0.00	0.00
*Disbursements effected through outright deductions from claims (please specify...)	0.00	0.00	0.00	0.00	0.00	0.00	0.00	0.00	0.00	0.00	0.00	0.00	0.00	0.00	0.00	0.00	0.00	0.00	0.00	0.00	0.00	0.00	0.00	0.00	0.00	0.00	0.00	0.00
Overpayment of expenses (e.g. personal benefits, cash for loss of government property)	0.00	0.00	0.00	0.00	0.00	0.00	0.00	0.00	0.00	0.00	0.00	0.00	0.00	0.00	0.00	0.00	0.00	0.00	0.00	0.00	0.00	0.00	0.00	0.00	0.00	0.00	0.00	0.00
Liquidated damages and similar claims	0.00	0.00	0.00	0.00	0.00	0.00	0.00	0.00	0.00	0.00	0.00	0.00	0.00	0.00	0.00	0.00	0.00	0.00	0.00	0.00	0.00	0.00	0.00	0.00	0.00	0.00	0.00	0.00
Others (TEF, BIR-Documentary Stamp Tax, etc.)	0.00	0.00	0.00	0.00	0.00	0.00	0.00	0.00	0.00	0.00	0.00	0.00	0.00	0.00	0.00	0.00	0.00	0.00	0.00	0.00	0.00	0.00	0.00	0.00	0.00	0.00	0.00	0.00
<b>TOTAL NON-CASH DISBURSEMENTS</b>	<b>2,903,119.83</b>	<b>63,033.25</b>	<b>0.00</b>	<b>1,171,250.10</b>	<b>4,137,402.98</b>	<b>0.00</b>	<b>0.00</b>	<b>0.00</b>	<b>137,227.43</b>	<b>137,227.43</b>	<b>0.00</b>	<b>0.00</b>	<b>0.00</b>	<b>0.00</b>	<b>0.00</b>	<b>137,227.43</b>	<b>4,274,630.41</b>	<b>0.00</b>	<b>0.00</b>	<b>0.00</b>	<b>0.00</b>	<b>2,903,119.83</b>	<b>63,033.25</b>	<b>0.00</b>	<b>1,368,477.53</b>	<b>4,274,630.41</b>		
<b>GRAND TOTAL</b>	<b>75,106,383.15</b>	<b>8,873,306.85</b>	<b>0.00</b>	<b>18,740,001.83</b>	<b>100,719,690.83</b>	<b>27,000.00</b>	<b>0.00</b>	<b>0.00</b>	<b>2,195,638.93</b>	<b>2,222,638.93</b>	<b>0.00</b>	<b>452,841.49</b>	<b>0.00</b>	<b>0.00</b>	<b>452,841.49</b>	<b>2,675,290.42</b>	<b>103,394,971.05</b>	<b>0.00</b>	<b>0.00</b>	<b>0.00</b>	<b>0.00</b>	<b>75,133,383.15</b>	<b>7,325,947.34</b>	<b>0.00</b>	<b>20,935,640.56</b>	<b>103,394,971.05</b>		

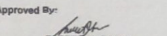
**SUMMARY**

Particulars	Previous Report	This Month	As of Date
(1)	(2)	(3)	(4)
Total Disbursement Authorities Received	757,210,719.91	95,981,985.41	853,198,705.32
NCA	729,483,696.00	91,707,355.00	821,191,291.00
NTA	0.00	0.00	0.00
Working Fund	0.00	0.00	0.00
TRA	27,732,783.91	4,274,630.41	32,007,414.32
CDC	0.00	0.00	0.00
NCAA	0.00	0.00	0.00
Less: Notice of Transfer of Allocations (NTA)* issued	0.00	0.00	0.00
Total Disbursement Authorities Available	757,210,719.91	95,981,985.41	853,198,705.32
Less:	0.00	0.00	0.00
Lapsed NCA	94.83	0.00	94.83
Disbursements	750,557,571.43	103,394,971.05	856,952,542.48
Less: Other Non-Cash Disbursements	0.00	0.00	0.00
Disbursements effected through outright deductions from claims	0.00	0.00	0.00
Overpayment of expenses (e.g. personnel benefits)	0.00	0.00	0.00
Restitution for loss of government property	0.00	0.00	0.00
Liquidated damages and similar claims	0.00	0.00	0.00
Others (e.g. TEF, BTI, Docx Stamp, etc.)	0.00	0.00	0.00
Ad/Less: Adjustments (e.g. cancelled/voided checks)	3,753,938.96	0.00	3,753,938.96
Balance of Disbursement Authorities as of date	7,412,992.60	(7,412,985.64)	6.96
Total Disbursements Program	757,210,626.08	95,981,985.41	853,198,610.49
Less: *Actual Disbursements	746,803,832.48	103,394,971.05	853,198,803.53
(Over)/Under spending	7,412,992.60	(7,412,985.64)	6.96

Notes: \* The use of NTA is discouraged  
 Notes: \*\* Amounts should tally with the grand total disbursement (column 2).

Certified Correct:  
  
 RENE D. MARTINEZ  
 Accountant  
 Date: October 20, 2023 05:07 PM

Recommending Approval:  
  
 DEXTER R. BUTED  
 Finance Officer  
 Date: October 20, 2023 05:13 PM

Approved By:  
  
 ELBERT M. GALAS  
 Agency Head  
 Date: October 20, 2023 05:19 PM

This report was generated using the Unified Reporting System on October 20, 2023 2:36 PM. Status: SUBMITTED