

**SUMMARY OF APPROVED BUDGET, UTILIZATIONS, DISBURSEMENTS AND BALANCES BY OBJECT OF EXPENDITURES**  
**(For Off-Budgetary Funds)**  
**As at the Quarter Ending December 31, 2023**

Department : State Universities and Colleges (SUCs)  
 Agency/Entity : Pangasinan State University  
 Operating Unit : < not applicable >  
 Organization Code (UACS) : 08 013 0000000  
 Fund Cluster : 05 - Internally Generated Funds  
 (e.g. UACS Fund Cluster: 05-Internally Generated Funds and 06-Business Related Funds)

Particulars	UACS CODE	Approved Budget			Utilizations					Disbursements					Balances		
		Approved Budgeted Revenue	Adjustments (Reductions, Modifications/ Augmentations)	Adjusted Budgeted Revenue	1st Quarter Ending March 31	2nd Quarter Ending June 30	3rd Quarter Ending September 30	4th Quarter Ending December 31	Total	1st Quarter Ending March 31	2nd Quarter Ending June 30	3rd Quarter Ending September 30	4th Quarter Ending December 31	Total	Unutilized Budget	Unpaid Obligations (10-15)=(17+18)	
1	2	3	4	5=[3+(-4)]	6	7	8	9	10=(6+7+8+9)	11	12	13	14	15=(11+12+13+14)	16=(5-10)	17	18
<b>SUMMARY</b>																	
<b>A. AGENCY SPECIFIC BUDGET</b>																	
<b>Personnel Services</b>		42,543,000.00	30,235,492.90	72,878,492.90	13,772,973.71	17,105,487.83	20,480,427.85	21,391,476.47	72,750,365.86	13,772,973.71	17,105,487.83	20,480,427.85	21,189,384.03	72,548,273.52	128,128.94	0.00	202,092.40
Salaries and Wages	5010100000	23,654,000.00	18,883,000.00	40,577,000.00	8,896,265.87	10,699,235.62	8,296,078.85	12,513,533.06	40,304,111.40	8,896,265.87	10,699,235.62	8,296,078.85	12,311,440.62	40,192,018.96	182,888.60	0.00	202,092.40
Salaries and Wages - Regular	5010101000	1,300,000.00	(95,000.00)	1,205,000.00	309,880.00	379,968.32	136,443.00	352,545.71	1,178,837.03	309,880.00	379,968.32	136,443.00	218,779.80	1,043,071.12	28,182.97	0.00	135,765.10
Basic Salary - Civilian	5010101001	1,300,000.00	(95,000.00)	1,205,000.00	309,880.00	379,968.32	136,443.00	352,545.71	1,178,837.03	309,880.00	379,968.32	136,443.00	218,779.80	1,043,071.12	28,182.97	0.00	135,765.10
Salaries and Wages - Casual/Contractual	5010102000	22,354,000.00	18,978,000.00	39,372,000.00	8,576,385.87	10,319,267.30	8,158,633.85	12,160,987.35	39,215,274.37	8,576,385.87	10,319,267.30	8,158,633.85	12,094,660.82	39,148,947.84	158,725.83	0.00	66,328.10
Salaries and Wages - Casual/Contractual	5010102000	22,354,000.00	18,978,000.00	39,372,000.00	8,576,385.87	10,319,267.30	8,158,633.85	12,160,987.35	39,215,274.37	8,576,385.87	10,319,267.30	8,158,633.85	12,094,660.82	39,148,947.84	158,725.83	0.00	66,328.10
Other Compensation	5010200000	18,949,000.00	13,352,492.90	32,301,492.90	4,886,707.84	6,406,252.31	12,185,351.00	8,877,943.41	32,358,254.58	4,886,707.84	6,406,252.31	12,185,351.00	8,877,943.41	32,358,254.58	(54,781.66)	0.00	0.00
Honoraria	5010210000	18,949,000.00	13,352,492.90	32,301,492.90	4,886,707.84	6,406,252.31	12,185,351.00	8,877,943.41	32,358,254.58	4,886,707.84	6,406,252.31	12,185,351.00	8,877,943.41	32,358,254.58	(54,781.66)	0.00	0.00
Honoraria - Civilian	5010210001	18,949,000.00	13,352,492.90	32,301,492.90	4,886,707.84	6,406,252.31	12,185,351.00	8,877,943.41	32,358,254.58	4,886,707.84	6,406,252.31	12,185,351.00	8,877,943.41	32,358,254.58	(54,781.66)	0.00	0.00
Maintenance and Other Operating Expenses		146,893,000.00	15,433,572.00	162,126,572.00	22,399,332.38	16,802,909.28	33,444,445.47	60,822,064.28	133,368,751.99	22,399,332.38	16,785,809.88	32,816,318.93	41,994,568.21	113,796,027.38	28,757,820.01	0.00	19,572,724.40
Traveling Expenses	5020100000	7,564,000.00	665,174.06	8,249,174.06	810,982.92	2,157,820.08	2,114,022.47	2,179,571.20	7,062,196.67	810,982.92	2,040,520.08	2,211,122.47	2,100,130.96	8,962,756.43	1,196,977.39	0.00	99,440.20
Traveling Expenses - Local	5020101000	5,564,000.00	858,194.01	6,422,194.01	358,982.92	1,199,520.08	2,053,722.47	2,179,571.20	5,791,796.67	358,982.92	1,199,520.08	2,033,722.47	2,100,130.96	5,692,356.43	630,397.34	0.00	99,440.20
Traveling Expenses - Local	5020101000	5,564,000.00	858,194.01	6,422,194.01	358,982.92	1,199,520.08	2,053,722.47	2,179,571.20	5,791,796.67	358,982.92	1,199,520.08	2,033,722.47	2,100,130.96	5,692,356.43	630,397.34	0.00	99,440.20
Traveling Expenses - Foreign	5020102000	2,000,000.00	(173,019.95)	1,826,980.05	252,000.00	958,190.00	60,300.00	0.00	1,270,400.00	252,000.00	841,000.00	177,400.00	0.00	1,270,400.00	556,580.05	0.00	0.00
Traveling Expenses - Foreign	5020102000	2,000,000.00	(173,019.95)	1,826,980.05	252,000.00	958,190.00	60,300.00	0.00	1,270,400.00	252,000.00	841,000.00	177,400.00	0.00	1,270,400.00	556,580.05	0.00	0.00
Training and Scholarship Expenses	5020200000	12,325,000.00	9,629,883.20	21,954,883.20	3,465,756.00	482,544.00	4,632,462.92	7,438,633.08	16,019,396.00	3,465,756.00	482,544.00	4,632,462.92	5,478,573.25	14,059,336.17	5,835,487.20	0.00	1,960,059.10
Training Expenses	5020201000	5,325,000.00	120,383.20	5,445,383.20	1,201,220.00	381,544.00	704,936.00	400,133.08	2,687,833.08	1,201,220.00	381,544.00	704,936.00	355,073.25	2,842,773.25	2,757,550.12	0.00	45,059.10
Training Expenses	5020201002	5,325,000.00	120,383.20	5,445,383.20	1,201,220.00	381,544.00	704,936.00	400,133.08	2,687,833.08	1,201,220.00	381,544.00	704,936.00	355,073.25	2,842,773.25	2,757,550.12	0.00	45,059.10
Scholarship Grants/Expenses	5020202000	7,000,000.00	9,509,500.00	16,509,500.00	2,264,536.00	101,000.00	3,927,526.92	7,038,500.00	13,331,562.92	2,264,536.00	101,000.00	3,927,526.92	5,123,500.00	11,416,562.92	3,177,937.08	0.00	1,915,000.00
Scholarship Grants/Expenses	5020202000	7,000,000.00	9,509,500.00	16,509,500.00	2,264,536.00	101,000.00	3,927,526.92	7,038,500.00	13,331,562.92	2,264,536.00	101,000.00	3,927,526.92	5,123,500.00	11,416,562.92	3,177,937.08	0.00	1,915,000.00
Supplies and Materials Expenses	5020300000	36,950,000.00	122,133.82	37,072,133.82	783,682.95	3,409,217.47	11,823,920.50	15,691,329.84	31,508,150.76	783,682.95	3,409,217.47	11,823,920.50	6,869,795.82	22,486,586.84	5,563,983.06	0.00	9,021,563.10
Office Supplies Expenses	5020301000	5,500,000.00	(1,346,568.06)	4,153,431.94	121,817.25	113,735.00	159,804.31	1,388,094.12	1,783,451.28	121,817.25	113,735.00	159,804.31	330,822.87	726,179.83	2,369,990.66	0.00	1,057,271.40
Office Supplies Expenses	5020301002	5,500,000.00	(1,346,568.06)	4,153,431.94	121,817.25	113,735.00	159,804.31	1,388,094.12	1,783,451.28	121,817.25	113,735.00	159,804.31	330,822.87	726,179.83	2,369,990.66	0.00	1,057,271.40
Accountable Forms Expenses	5020302000	600,000.00	0.00	600,000.00	0.00	0.00	27,000.00	0.00	27,000.00	0.00	0.00	27,000.00	0.00	27,000.00	573,000.00	0.00	0.00
Accountable Forms Expenses	5020302000	600,000.00	0.00	600,000.00	0.00	0.00	27,000.00	0.00	27,000.00	0.00	0.00	27,000.00	0.00	27,000.00	573,000.00	0.00	0.00
Medical, Dental and Laboratory Supplies Expenses	5020306000	4,100,000.00	(2,490,457.50)	1,609,542.50	8,500.00	5,851.50	17,750.00	984,539.50	1,014,741.00	8,500.00	5,851.50	17,750.00	984,539.50	1,014,741.00	594,801.50	0.00	0.00

This report was generated using the Unified Reporting System on 24/01/2024 14:24 : Status: SUBMITTED

SUMMARY OF APPROVED BUDGET, UTILIZATIONS, DISBURSEMENTS AND BALANCES BY OBJECT OF EXPENDITURES

(For Off-Budgetary Funds)

As at the Quarter Ending December 31, 2023

Department : State Universities and Colleges (SUCs)  
 Agency/Entity : Pangasinan State University  
 Operating Unit : < not applicable >  
 Organization Code (UACS) : 08 013 0000000  
 Fund Cluster : 05 - Internally Generated Funds

(e.g. UACS Fund Cluster: 05-Internally Generated Funds and 06-Business Related Funds)

Particulars	UACS CODE	Approved Budget			Utilizations					Disbursements					Balances		
		Approved Budgeted Revenue	Adjustments (Reductions, Modifications/ Augmentations)	Adjusted Budgeted Revenue	1st Quarter Ending March 31	2nd Quarter Ending June 30	3rd Quarter Ending September 30	4th Quarter Ending December 31	Total	1st Quarter Ending March 31	2nd Quarter Ending June 30	3rd Quarter Ending September 30	4th Quarter Ending December 31	Total	Unutilized Budget	Unpaid Obligations (10-15)+(17+18)	
1	2	3	4	5=[3+(-4)]	6	7	8	9	10=(6+7+8+9)	11	12	13	14	15=(11+12+13+14)	16=(5-10)	17	18
<b>SUMMARY</b>																	
<b>A. AGENCY SPECIFIC BUDGET</b>																	
Medical, Dental and Laboratory Supplies Expenses	5020308000	4,100,000.00	(2,430,457.50)	1,669,542.50	6,900.00	5,851.50	17,750.00	984,539.50	1,014,741.00	6,900.00	5,851.50	17,750.00	984,539.50	1,014,741.00	594,801.50	0.00	0.00
Fuel, Oil and Lubricants Expenses	5020309000	750,000.00	0.00	750,000.00	23,923.97	85,464.72	87,791.98	267,220.68	464,401.35	23,923.97	85,464.72	87,791.98	134,384.81	331,565.48	285,598.55	0.00	132,836.87
Fuel, Oil and Lubricants Expenses	5020309000	750,000.00	0.00	750,000.00	23,923.97	85,464.72	87,791.98	267,220.68	464,401.35	23,923.97	85,464.72	87,791.98	134,384.81	331,565.48	285,598.55	0.00	132,836.87
Agricultural and Marine Supplies Expenses	5020310000	4,500,000.00	(2,000,000.00)	2,500,000.00	36,439.00	156,305.00	254,854.75	311,809.00	759,407.75	36,439.00	156,305.00	254,854.75	308,449.00	756,047.75	1,740,592.25	0.00	3,360.00
Agricultural and Marine Supplies Expenses	5020310000	4,500,000.00	(2,000,000.00)	2,500,000.00	36,439.00	156,305.00	254,854.75	311,809.00	759,407.75	36,439.00	156,305.00	254,854.75	308,449.00	756,047.75	1,740,592.25	0.00	3,360.00
Other Supplies and Materials Expenses	5020369000	21,500,000.00	5,959,149.38	27,459,149.38	594,902.73	3,047,860.65	11,078,719.46	12,739,868.54	27,459,149.38	594,902.73	3,047,860.65	11,078,719.46	4,911,569.94	19,631,052.78	0.00	0.00	7,828,098.00
Other Supplies and Materials Expenses	5020369000	21,500,000.00	5,959,149.38	27,459,149.38	594,902.73	3,047,860.65	11,078,719.46	12,739,868.54	27,459,149.38	594,902.73	3,047,860.65	11,078,719.46	4,911,569.94	19,631,052.78	0.00	0.00	7,828,098.00
Utility Expenses	5020400000	1,461,000.00	5,808,229.07	7,269,229.07	1,028,125.54	145,735.70	2,161,840.06	3,598,071.46	6,933,772.76	1,028,125.54	145,735.70	2,161,840.06	3,598,071.46	6,933,772.76	135,458.31	0.00	0.00
Water Expenses	5020401000	770,000.00	144,831.55	914,831.55	60,697.35	79,802.07	235,504.57	403,171.25	779,175.24	60,697.35	79,802.07	235,504.57	403,171.25	779,175.24	135,458.31	0.00	0.00
Water Expenses	5020401000	770,000.00	144,831.55	914,831.55	60,697.35	79,802.07	235,504.57	403,171.25	779,175.24	60,697.35	79,802.07	235,504.57	403,171.25	779,175.24	135,458.31	0.00	0.00
Electricity Expenses	5020402000	691,000.00	5,463,597.52	6,154,597.52	967,428.19	65,933.63	1,926,335.49	3,194,900.21	6,154,597.52	967,428.19	65,933.63	1,926,335.49	3,194,900.21	6,154,597.52	0.00	0.00	0.00
Electricity Expenses	5020402000	691,000.00	5,463,597.52	6,154,597.52	967,428.19	65,933.63	1,926,335.49	3,194,900.21	6,154,597.52	967,428.19	65,933.63	1,926,335.49	3,194,900.21	6,154,597.52	0.00	0.00	0.00
Communication Expenses	5020500000	11,350,000.00	(1,736,356.77)	9,613,643.23	46,380.04	919,858.92	1,040,548.22	1,874,959.11	3,661,726.29	46,380.04	919,858.92	1,040,548.22	1,358,995.61	3,366,762.79	5,931,918.94	0.00	315,963.50
Postage and Courier Services	5020501000	100,000.00	14,000.00	114,000.00	1,092.00	983.00	8,202.00	33,862.00	42,139.00	1,092.00	983.00	8,202.00	31,886.50	40,163.50	71,861.00	0.00	1,975.50
Postage and Courier Services	5020501000	100,000.00	14,000.00	114,000.00	1,092.00	983.00	8,202.00	33,862.00	42,139.00	1,092.00	983.00	8,202.00	31,886.50	40,163.50	71,861.00	0.00	1,975.50
Telephone Expenses	5020502000	1,950,000.00	109,368.45	2,059,368.45	22,249.51	18,853.13	12,413.94	154,693.92	208,210.50	22,249.51	18,853.13	12,413.94	150,275.92	203,792.50	1,851,157.96	0.00	4,418.00
Mobile	5020502001	1,150,000.00	7,689.70	1,157,689.70	9,599.00	2,920.39	3,497.18	20,095.00	36,111.57	9,599.00	2,920.39	3,497.18	17,699.00	33,715.57	1,121,578.13	0.00	2,396.00
Landline	5020502002	800,000.00	101,678.75	901,678.75	12,650.51	15,932.74	8,916.76	134,598.92	172,098.93	12,650.51	15,932.74	8,916.76	132,576.92	170,076.93	729,579.82	0.00	2,022.00
Internet Subscription Expenses	5020503000	9,150,000.00	(1,859,725.22)	7,290,274.78	22,018.53	900,022.79	1,021,932.28	1,496,403.19	3,430,376.79	22,018.53	900,022.79	1,021,932.28	1,176,833.19	3,120,808.79	3,859,897.99	0.00	309,570.00
Internet Subscription Expenses	5020503000	9,150,000.00	(1,859,725.22)	7,290,274.78	22,018.53	900,022.79	1,021,932.28	1,496,403.19	3,430,376.79	22,018.53	900,022.79	1,021,932.28	1,176,833.19	3,120,808.79	3,859,897.99	0.00	309,570.00
Cable, Satellite, Telegraph and Radio Expenses	5020504000	150,000.00	0.00	150,000.00	1,000.00	0.00	0.00	0.00	1,000.00	1,000.00	0.00	0.00	0.00	1,000.00	149,000.00	0.00	0.00
Cable, Satellite, Telegraph and Radio Expenses	5020504000	150,000.00	0.00	150,000.00	1,000.00	0.00	0.00	0.00	1,000.00	1,000.00	0.00	0.00	0.00	1,000.00	149,000.00	0.00	0.00
Awards/Rewards and Prizes	5020600000	4,400,000.00	(186,810.06)	4,213,189.94	389,500.00	384,420.00	618,233.00	1,254,567.50	2,644,740.50	389,500.00	384,420.00	618,233.00	833,887.50	2,024,040.50	1,568,849.44	0.00	820,702.00
Awards/Rewards Expenses	5020601000	3,600,000.00	(180,486.16)	3,419,513.84	291,000.00	55,970.00	418,500.00	1,230,537.50	1,996,007.50	291,000.00	55,970.00	418,500.00	612,837.50	1,378,307.50	1,423,508.34	0.00	617,700.00
Awards/Rewards Expenses	5020601001	3,600,000.00	(180,486.16)	3,419,513.84	291,000.00	55,970.00	418,500.00	1,230,537.50	1,996,007.50	291,000.00	55,970.00	418,500.00	612,837.50	1,378,307.50	1,423,508.34	0.00	617,700.00
Prizes	5020602000	800,000.00	(6,123.90)	793,876.10	98,500.00	328,450.00	197,733.00	24,050.00	648,733.00	98,500.00	328,450.00	197,733.00	21,050.00	645,733.00	145,143.10	0.00	3,000.00
Prizes	5020602000	800,000.00	(6,123.90)	793,876.10	98,500.00	328,450.00	197,733.00	24,050.00	648,733.00	98,500.00	328,450.00	197,733.00	21,050.00	645,733.00	145,143.10	0.00	3,000.00
Survey, Research, Exploration and Development Expenses	5020700000	500,000.00	0.00	500,000.00	0.00	0.00	0.00	0.00	0.00	0.00	0.00	0.00	0.00	0.00	500,000.00	0.00	0.00
Research, Exploration and Development Expenses	5020702000	500,000.00	0.00	500,000.00	0.00	0.00	0.00	0.00	0.00	0.00	0.00	0.00	0.00	0.00	500,000.00	0.00	0.00
Research, Exploration and Development Expenses	5020702002	500,000.00	0.00	500,000.00	0.00	0.00	0.00	0.00	0.00	0.00	0.00	0.00	0.00	0.00	500,000.00	0.00	0.00
Professional Services	5021100000	6,300,000.00	8,584,808.03	14,884,808.03	1,571,412.65	3,167,506.22	2,594,959.73	7,550,729.43	14,884,808.03	1,571,412.65	3,167,506.22	2,594,959.73	5,972,448.05	13,306,326.85	0.00	0.00	1,578,281.38
Legal Services	5021101000	300,000.00	180,000.00	480,000.00	80,000.00	120,000.00	160,000.00	120,000.00	480,000.00	80,000.00	120,000.00	160,000.00	120,000.00	480,000.00	0.00	0.00	0.00

This report was generated using the Unified Reporting System on 24/01/2024 14:24 - Status: SUBMITTED

SUMMARY OF APPROVED BUDGET, UTILIZATIONS, DISBURSEMENTS AND BALANCES BY OBJECT OF EXPENDITURES

(For Off-Budgetary Funds)

As at the Quarter Ending December 31, 2023

Department : State Universities and Colleges (SUCs)  
 Agency/Entity : Pangasinan State University  
 Operating Unit : < not applicable >  
 Organization Code (UACS) : 08 013 000000  
 Fund Cluster : 05 - Internally Generated Funds

(e.g. UACS Fund Cluster: 05-Internally Generated Funds and 06-Business Related Funds)


Particulars	UACS CODE	Approved Budget			Utilizations					Disbursements					Balances			
		Approved Budgeted Revenue	Adjustments (Reductions, Modifications/ Augmentations)	Adjusted Budgeted Revenue	1st Quarter Ending March 31	2nd Quarter Ending June 30	3rd Quarter Ending September 30	4th Quarter Ending December 31	Total	1st Quarter Ending March 31	2nd Quarter Ending June 30	3rd Quarter Ending September 30	4th Quarter Ending December 31	Total	Unutilized Budget	Unpaid Obligations (10-15)=(17+18)		
1	2	3	4	5=(3+(-4))	6	7	8	9	10=(6+7+8+9)	11	12	13	14	15=(11+12+13+14)	16=(5-10)	17	18	
<b>SUMMARY</b>																		
<b>A. AGENCY SPECIFIC BUDGET</b>																		
Legal Services	5021101000	300,000.00	180,000.00	480,000.00	80,000.00	120,000.00	180,000.00	120,000.00	480,000.00	80,000.00	120,000.00	180,000.00	120,000.00	480,000.00	0.00	0.00	0.00	
Other Professional Services	5021199000	8,000,000.00	8,404,808.03	14,404,808.03	1,491,412.85	3,047,506.22	2,434,959.73	7,430,729.43	14,404,808.03	1,491,412.85	3,047,506.22	2,434,959.73	5,852,448.05	12,826,328.65	0.00	0.00	1,578,281	
Other Professional Services	5021199000	8,000,000.00	8,404,808.03	14,404,808.03	1,491,412.85	3,047,506.22	2,434,959.73	7,430,729.43	14,404,808.03	1,491,412.85	3,047,506.22	2,434,959.73	5,852,448.05	12,826,328.65	0.00	0.00	1,578,281	
General Services	5021200000	5,900,000.00	858,484.25	6,559,484.25	1,218,559.86	1,707,007.90	1,728,235.30	1,717,511.08	6,369,314.14	1,218,559.86	1,707,007.90	1,728,235.30	1,717,481.08	6,369,284.14	190,170.12	0.00	38	
Janitorial Services	5021202000	200,000.00	(41,771.91)	158,228.09	113,420.00	0.00	0.00	0.00	113,420.00	113,420.00	0.00	0.00	0.00	113,420.00	44,808.09	0.00	0	
Janitorial Services	5021202000	200,000.00	(41,771.91)	158,228.09	113,420.00	0.00	0.00	0.00	113,420.00	113,420.00	0.00	0.00	0.00	113,420.00	44,808.09	0.00	0	
Other General Services	5021299000	5,700,000.00	701,256.17	6,401,256.17	1,105,139.86	1,707,007.90	1,728,235.30	1,717,511.08	6,255,894.14	1,105,139.86	1,707,007.90	1,728,235.30	1,717,481.08	6,255,864.14	145,362.03	0.00	38	
Other General Services	5021299000	5,700,000.00	701,256.17	6,401,256.17	1,105,139.86	1,707,007.90	1,728,235.30	1,717,511.08	6,255,894.14	1,105,139.86	1,707,007.90	1,728,235.30	1,717,481.08	6,255,864.14	145,362.03	0.00	38	
Repairs and Maintenance	5021300000	19,862,000.00	(12,139,501.59)	7,522,498.41	83,464.00	153,655.00	158,965.00	3,090,524.98	3,456,608.98	83,464.00	153,655.00	158,965.00	581,236.75	977,320.75	4,055,889.43	0.00	2,479,298	
Repairs and Maintenance - Buildings and Other Structures	5021304000	14,962,000.00	(9,362,747.18)	5,599,252.82	0.00	0.00	11,885.00	2,434,708.23	2,446,593.23	0.00	0.00	11,885.00	37,100.00	48,985.00	3,152,659.59	0.00	2,397,503	
Buildings	5021304000	14,962,000.00	(9,362,747.18)	5,599,252.82	0.00	0.00	11,885.00	2,434,708.23	2,446,593.23	0.00	0.00	11,885.00	37,100.00	48,985.00	3,152,659.59	0.00	2,397,503	
Repairs and Maintenance - Machinery and Equipment	5021305000	3,700,000.00	(2,776,754.41)	923,245.59	40,044.00	65,330.00	69,770.00	205,470.00	380,814.00	40,044.00	65,330.00	69,770.00	202,340.00	377,484.00	542,831.59	0.00	3,138	
Machinery	5021305000	3,700,000.00	(2,776,754.41)	923,245.59	40,044.00	65,330.00	69,770.00	205,470.00	380,814.00	40,044.00	65,330.00	69,770.00	202,340.00	377,484.00	542,831.59	0.00	3,138	
Repairs and Maintenance - Leased Assets	5021308000	1,000,000.00	0.00	1,000,000.00	43,420.00	88,325.00	77,310.00	420,346.75	629,401.75	43,420.00	88,325.00	77,310.00	341,796.75	550,851.75	370,598.25	0.00	78,558	
Transportation Equipment	5021308000	1,000,000.00	0.00	1,000,000.00	43,420.00	88,325.00	77,310.00	420,346.75	629,401.75	43,420.00	88,325.00	77,310.00	341,796.75	550,851.75	370,598.25	0.00	78,558	
Taxes, Insurance Premiums and Other Fees	5021500000	4,100,000.00	0.00	4,100,000.00	1,752,930.00	345,166.16	95,389.00	640,595.00	2,834,080.16	1,752,930.00	345,166.16	59,399.00	13,655.00	2,171,150.16	1,265,919.84	0.00	662,938	
Taxes, Duties and Licenses	5021501000	100,000.00	0.00	100,000.00	7,440.00	14,222.22	59,399.00	13,771.00	94,832.22	7,440.00	14,222.22	59,399.00	13,655.00	94,716.22	5,167.78	0.00	118	
Taxes, Duties and Licenses	5021501000	100,000.00	0.00	100,000.00	7,440.00	14,222.22	59,399.00	13,771.00	94,832.22	7,440.00	14,222.22	59,399.00	13,655.00	94,716.22	5,167.78	0.00	118	
Insurance Expenses	5021503000	4,000,000.00	0.00	4,000,000.00	1,745,490.00	330,943.94	35,990.00	626,824.00	2,739,247.94	1,745,490.00	330,943.94	0.00	0.00	2,078,433.94	1,290,752.06	0.00	662,811	
Insurance Expenses	5021503000	4,000,000.00	0.00	4,000,000.00	1,745,490.00	330,943.94	35,990.00	626,824.00	2,739,247.94	1,745,490.00	330,943.94	0.00	0.00	2,078,433.94	1,290,752.06	0.00	662,811	
Labor and Wages	5021600000	2,000,000.00	563,158.41	2,563,158.41	150,250.00	751,344.97	658,014.42	802,008.15	2,361,617.54	150,250.00	751,344.97	658,014.42	800,008.15	2,359,617.54	201,540.87	0.00	2,000	
Labor and Wages	5021601000	2,000,000.00	563,158.41	2,563,158.41	150,250.00	751,344.97	658,014.42	802,008.15	2,361,617.54	150,250.00	751,344.97	658,014.42	800,008.15	2,359,617.54	201,540.87	0.00	2,000	
Labor and Wages	5021601000	2,000,000.00	563,158.41	2,563,158.41	150,250.00	751,344.97	658,014.42	802,008.15	2,361,617.54	150,250.00	751,344.97	658,014.42	800,008.15	2,359,617.54	201,540.87	0.00	2,000	
Other Maintenance and Operating Expenses	5029900000	34,181,000.00	3,643,369.57	37,824,369.57	11,298,308.40	3,278,833.46	6,021,654.85	15,013,543.45	35,812,540.16	11,298,308.40	3,278,833.46	5,132,616.31	13,070,314.48	32,780,072.65	2,211,829.41	0.00	2,832,468	
Advertising Expenses	5029901000	900,000.00	(468,413.79)	431,586.21	3,500.00	1,000.00	0.00	8,000.00	12,500.00	3,500.00	1,000.00	0.00	3,000.00	7,500.00	419,086.21	0.00	5,000	
Advertising Expenses	5029901000	900,000.00	(468,413.79)	431,586.21	3,500.00	1,000.00	0.00	8,000.00	12,500.00	3,500.00	1,000.00	0.00	3,000.00	7,500.00	419,086.21	0.00	5,000	
Printing and Publication Expenses	5029902000	4,077,000.00	(1,474,721.90)	2,602,278.10	91,300.00	27,480.00	141,304.00	1,903,163.04	2,163,247.04	91,300.00	27,480.00	141,304.00	1,637,283.04	1,867,367.04	439,031.06	0.00	265,88	
Printing and Publication Expenses	5029902000	4,077,000.00	(1,474,721.90)	2,602,278.10	91,300.00	27,480.00	141,304.00	1,903,163.04	2,163,247.04	91,300.00	27,480.00	141,304.00	1,637,283.04	1,867,367.04	439,031.06	0.00	265,88	
Representation Expenses	5029903000	15,334,000.00	(463,438.46)	14,870,561.54	2,078,944.40	2,763,818.52	3,112,840.13	6,622,993.41	14,578,596.46	2,078,944.40	2,763,818.52	2,223,601.59	5,248,929.44	12,315,293.95	291,965.08	0.00	2,263,30	
Representation Expenses	5029903000	15,334,000.00	(463,438.46)	14,870,561.54	2,078,944.40	2,763,818.52	3,112,840.13	6,622,993.41	14,578,596.46	2,078,944.40	2,763,818.52	2,223,601.59	5,248,929.44	12,315,293.95	291,965.08	0.00	2,263,30	
Transportation and Delivery Expenses	5029904000	1,000,000.00	(379,780.00)	620,220.00	7,680.00	23,300.00	24,930.00	95,890.00	151,800.00	7,680.00	23,300.00	24,930.00	50,580.00	111,490.00	468,420.00	0.00	40,31	
Transportation and Delivery Expenses	5029904000	1,000,000.00	(379,780.00)	620,220.00	7,680.00	23,300.00	24,930.00	95,890.00	151,800.00	7,680.00	23,300.00	24,930.00	50,580.00	111,490.00	468,420.00	0.00	40,31	


This report was generated using the Unified Reporting System on 24/01/2024 14:24. Status: SUBMITTED

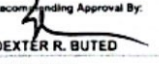
**SUMMARY OF APPROVED BUDGET, UTILIZATIONS, DISBURSEMENTS AND BALANCES BY OBJECT OF EXPENDITURES**  
 (For Off-Budgetary Funds)  
 As at the Quarter Ending December 31, 2023


Department : State Universities and Colleges (SUCs)  
 Agency/Entity : Pangasinan State University  
 Operating Unit : < not applicable >  
 Organization Code (UACS) : 08 013 0000000  
 Fund Cluster : 05 - Internally Generated Funds  
 (e.g. UACS Fund Cluster: 05-Internally Generated Funds and 06-Business Related Funds)

Particulars	UACS CODE	Approved Budget			Utilizations					Disbursements				Balances			
		Approved Budgeted Revenue	Adjustments (Reductions, Modifications, Augmentations)	Adjusted Budgeted Revenue	1st Quarter Ending March 31	2nd Quarter Ending June 30	3rd Quarter Ending September 30	4th Quarter Ending December 31	Total	1st Quarter Ending March 31	2nd Quarter Ending June 30	3rd Quarter Ending September 30	4th Quarter Ending December 31	Total	Unutilized Budget	Unpaid Obligations (10-15)-(17+18)	
1	2	3	4	5=[3+(-4)]	6	7	8	9	10=(6+7+8+9)	11	12	13	14	15=(11+12+13+14)	16=(5-10)	17	18
<b>SUMMARY</b>																	
<b>A. AGENCY SPECIFIC BUDGET</b>																	
Rent/Lease Expenses	5029905000	1,800,000.00	2,296,171.72	3,896,171.72	72,000.00	316,400.00	257,536.72	2,747,835.00	3,393,571.72	72,000.00	316,400.00	257,536.72	2,489,960.00	3,135,596.72	502,600.00	0.00	257,975.00
Rentals - Equipment	5029905004	1,800,000.00	2,296,171.72	3,896,171.72	72,000.00	316,400.00	257,536.72	2,747,835.00	3,393,571.72	72,000.00	316,400.00	257,536.72	2,489,960.00	3,135,596.72	502,600.00	0.00	257,975.00
Membership Dues and Contributions to Organizations	5029906000	500,000.00	645,952.00	1,145,952.00	44,020.00	127,300.00	338,170.00	636,462.00	1,145,952.00	44,020.00	127,300.00	338,170.00	636,462.00	1,145,952.00	0.00	0.00	0.00
Membership Dues and Contributions to Organizations	5029906000	500,000.00	645,952.00	1,145,952.00	44,020.00	127,300.00	338,170.00	636,462.00	1,145,952.00	44,020.00	127,300.00	338,170.00	636,462.00	1,145,952.00	0.00	0.00	0.00
Subscription Expenses	5029907000	10,770,000.00	3,487,600.00	14,257,600.00	9,000,864.00	19,534.94	2,147,074.00	2,999,400.00	14,168,872.94	9,000,864.00	19,534.94	2,147,074.00	2,999,400.00	14,168,872.94	90,727.06	0.00	0.00
Other Subscription Expenses	5029907099	10,770,000.00	3,487,600.00	14,257,600.00	9,000,864.00	19,534.94	2,147,074.00	2,999,400.00	14,168,872.94	9,000,864.00	19,534.94	2,147,074.00	2,999,400.00	14,168,872.94	90,727.06	0.00	0.00
Capital Outlays		289,210,000.00	22,158,000.00	311,368,000.00	16,008,437.78	134,138,417.01	45,304,089.56	51,525,206.64	246,978,230.99	2,401,265.67	74,712,903.54	67,322,865.49	42,413,787.44	186,850,602.14	64,389,769.01	0.00	60,125,628.80
Property, Plant and Equipment Outlay	5060400000	288,710,000.00	19,752,000.00	308,462,000.00	16,008,437.78	134,138,417.01	45,304,089.56	51,525,206.64	246,978,230.99	2,401,265.67	74,712,903.54	67,322,865.49	42,413,787.44	186,850,602.14	61,485,769.01	0.00	60,125,628.80
Land Improvements Outlay	5060402000	8,000,000.00	5,344,000.00	13,344,000.00	0.00	0.00	4,374,965.42	497,680.00	4,872,645.42	0.00	0.00	4,374,965.42	0.00	4,374,965.42	8,471,354.58	0.00	497,680.00
Other Land Improvements	5060402099	8,000,000.00	5,344,000.00	13,344,000.00	0.00	0.00	4,374,965.42	497,680.00	4,872,645.42	0.00	0.00	4,374,965.42	0.00	4,374,965.42	8,471,354.58	0.00	497,680.00
Buildings and Other Structures	5060404000	153,700,000.00	8,836,880.00	162,536,880.00	16,008,437.78	81,269,967.01	20,840,898.14	36,312,805.89	154,231,908.82	2,401,265.67	21,844,453.54	43,473,592.07	32,333,915.44	100,053,226.72	8,304,973.18	0.00	54,178,690.10
Buildings	5060404001	153,700,000.00	8,836,880.00	162,536,880.00	16,008,437.78	81,269,967.01	20,840,898.14	36,312,805.89	154,231,908.82	2,401,265.67	21,844,453.54	43,473,592.07	32,333,915.44	100,053,226.72	8,304,973.18	0.00	54,178,690.10
Machinery and Equipment Outlay	5060405000	48,910,000.00	3,135,120.00	52,045,120.00	0.00	1,570,300.00	20,288,428.00	4,112,530.75	25,971,258.75	0.00	1,570,300.00	19,474,108.00	15,332.00	21,059,740.00	28,073,991.25	0.00	4,911,518.70
Office Equipment	5060405002	48,910,000.00	3,135,120.00	52,045,120.00	0.00	1,570,300.00	20,288,428.00	4,112,530.75	25,971,258.75	0.00	1,570,300.00	19,474,108.00	15,332.00	21,059,740.00	28,073,991.25	0.00	4,911,518.70
Transportation Equipment Outlay	5060406000	16,600,000.00	1,730,000.00	18,330,000.00	0.00	0.00	0.00	0.00	0.00	0.00	0.00	0.00	0.00	0.00	18,300,000.00	0.00	0.00
Motor Vehicles	5060406001	16,600,000.00	1,730,000.00	18,330,000.00	0.00	0.00	0.00	0.00	0.00	0.00	0.00	0.00	0.00	0.00	18,300,000.00	0.00	0.00
Furniture, Fixtures and Books Outlay	5060407000	61,500,000.00	736,000.00	62,236,000.00	0.00	51,298,150.00	0.00	10,902,270.00	61,900,420.00	0.00	51,298,150.00	0.00	10,664,520.00	61,362,870.00	335,580.00	0.00	537,750.00
Furniture and Fixtures	5060407001	61,500,000.00	736,000.00	62,236,000.00	0.00	51,298,150.00	0.00	10,902,270.00	61,900,420.00	0.00	51,298,150.00	0.00	10,664,520.00	61,362,870.00	335,580.00	0.00	537,750.00
Biological Assets Outlay	5060500000	500,000.00	2,404,000.00	2,904,000.00	0.00	0.00	0.00	0.00	0.00	0.00	0.00	0.00	0.00	2,904,000.00	0.00	0.00	0.00
Bearer Biological Assets Outlay	5060501000	500,000.00	2,404,000.00	2,904,000.00	0.00	0.00	0.00	0.00	0.00	0.00	0.00	0.00	0.00	2,904,000.00	0.00	0.00	0.00
Livestock	5060501002	500,000.00	2,404,000.00	2,904,000.00	0.00	0.00	0.00	0.00	0.00	0.00	0.00	0.00	0.00	2,904,000.00	0.00	0.00	0.00
<b>GRAND TOTAL</b>		<b>478,546,000.00</b>	<b>67,825,064.90</b>	<b>546,371,064.90</b>	<b>82,180,743.85</b>	<b>166,146,814.62</b>	<b>99,226,962.88</b>	<b>133,638,827.38</b>	<b>453,085,348.94</b>	<b>38,573,571.74</b>	<b>106,904,201.35</b>	<b>120,419,410.27</b>	<b>105,597,719.88</b>	<b>373,184,903.04</b>	<b>93,275,715.96</b>	<b>0.00</b>	<b>79,900,445.10</b>

Certified Correct:  
  
 JEANILYN L. VILLANUEVA  
 Budget Officer  
 Date: January 23, 2024 02:45 PM

Certified Correct:  
  
 RENNIE D. MAKTINES  
 Accountant  
 Date: January 23, 2024 02:45 PM

Recommending Approval By:  
  
 DEXTER R. BUTED  
 Finance Officer  
 Date: January 23, 2024 02:45 PM

Approved By:  
  
 ELBERT M. GALAS  
 Agency Head  
 Date: January 23, 2024 06:43 PM