

STATEMENT OF APPROPRIATIONS, ALLOTMENTS, OBLIGATIONS, DISBURSEMENTS AND BALANCES  
As at the Quarter Ending March 31, 2026


Department : State Universities and Colleges (SUCs)  
Agency/Entity : Pangasinan State University  
Operating Unit : < not applicable >  
Organization Code (UACS) : 08 013 0000000  
Fund Cluster : 01 - Regular Agency Fund  
(e.g. UACS Fund Cluster: 01-Regular Agency Fund, 02-Foreign Assisted Projects Fund, 03-Special Account-Locally Funded/Domestic Grants Fund, and 04-Special Account-Foreign Assisted/Foreign Grants Fund)

	Current Year Appropriations
	Supplemental Appropriations
X	Continuing Appropriations

Particulars	UACS CODE	Appropriations				Allotments					Current Year Obligations					Current Year Disbursements					Balances				
		Authorized Appropriations	Adjustments (Transfer To/From, Modifications/Augmentations)	Adjusted Appropriations	Allotments		Adjustments (Reductions, Modifications/Augmentations)	Transfer To	Transfer From	Adjusted Allotments	1st Quarter Ending March 31	2nd Quarter Ending June 30	3rd Quarter Ending September 30	4th Quarter Ending December 31	Total	1st Quarter Ending March 31	2nd Quarter Ending June 30	3rd Quarter Ending September 30	4th Quarter Ending December 31	Total	Unused Funds		Unpaid Obligations (16-21)=(24+25)		
					SARO	Unobligated															Unreleased Appropriations	Unobligated Allotments	Due and Demandable	Not Yet Due and Demandable	
1	2	3	4	5=(3+4)	6	7	8	9	10	11=[(6+7+(-)8)-9+10]	12	13	14	15	16=(12+13+14+15)	17	18	19	20	21=(17+18+19+20)	22=(5-11)	23=(11-16)	24	25	
<b>Unreleased Appropriations</b>		96,260,120.00	0.00	96,260,120.00	0.00	0.00	0.00	0.00	0.00	0.00	0.00	0.00	0.00	0.00	0.00	0.00	0.00	0.00	0.00	0.00	96,260,120.00	0.00	0.00	0.00	0.00
<b>I. Agency Specific Budget</b>		96,260,120.00	0.00	96,260,120.00	0.00	0.00	0.00	0.00	0.00	0.00	0.00	0.00	0.00	0.00	0.00	0.00	0.00	0.00	0.00	0.00	96,260,120.00	0.00	0.00	0.00	0.00
Operations	3000000000000000	96,260,120.00	0.00	96,260,120.00	0.00	0.00	0.00	0.00	0.00	0.00	0.00	0.00	0.00	0.00	0.00	0.00	0.00	0.00	0.00	0.00	96,260,120.00	0.00	0.00	0.00	0.00
OO : Relevant and quality tertiary education ensured to achieve inclusive growth and access of poor but deserving students to quality tertiary education increased		96,260,120.00	0.00	96,260,120.00	0.00	0.00	0.00	0.00	0.00	0.00	0.00	0.00	0.00	0.00	0.00	0.00	0.00	0.00	0.00	0.00	96,260,120.00	0.00	0.00	0.00	0.00
HIGHER EDUCATION PROGRAM		96,260,120.00	0.00	96,260,120.00	0.00	0.00	0.00	0.00	0.00	0.00	0.00	0.00	0.00	0.00	0.00	0.00	0.00	0.00	0.00	0.00	96,260,120.00	0.00	0.00	0.00	0.00
Locally-Funded Project(s)		96,260,120.00	0.00	96,260,120.00	0.00	0.00	0.00	0.00	0.00	0.00	0.00	0.00	0.00	0.00	0.00	0.00	0.00	0.00	0.00	0.00	96,260,120.00	0.00	0.00	0.00	0.00
Free Higher Education	310100200044000	96,260,120.00	0.00	96,260,120.00	0.00	0.00	0.00	0.00	0.00	0.00	0.00	0.00	0.00	0.00	0.00	0.00	0.00	0.00	0.00	0.00	96,260,120.00	0.00	0.00	0.00	0.00
MOOE		96,260,120.00	0.00	96,260,120.00	0.00	0.00	0.00	0.00	0.00	0.00	0.00	0.00	0.00	0.00	0.00	0.00	0.00	0.00	0.00	0.00	96,260,120.00	0.00	0.00	0.00	0.00
Sub-Total, Operations		96,260,120.00	0.00	96,260,120.00	0.00	0.00	0.00	0.00	0.00	0.00	0.00	0.00	0.00	0.00	0.00	0.00	0.00	0.00	0.00	0.00	96,260,120.00	0.00	0.00	0.00	0.00
MOOE		96,260,120.00	0.00	96,260,120.00	0.00	0.00	0.00	0.00	0.00	0.00	0.00	0.00	0.00	0.00	0.00	0.00	0.00	0.00	0.00	0.00	96,260,120.00	0.00	0.00	0.00	0.00
<b>Sub-Total, I. Agency Specific Budget</b>		<b>96,260,120.00</b>	<b>0.00</b>	<b>96,260,120.00</b>	<b>0.00</b>	<b>0.00</b>	<b>0.00</b>	<b>0.00</b>	<b>0.00</b>	<b>0.00</b>	<b>0.00</b>	<b>0.00</b>	<b>0.00</b>	<b>0.00</b>	<b>0.00</b>	<b>0.00</b>	<b>0.00</b>	<b>0.00</b>	<b>0.00</b>	<b>0.00</b>	<b>96,260,120.00</b>	<b>0.00</b>	<b>0.00</b>	<b>0.00</b>	<b>0.00</b>
MOOE		96,260,120.00	0.00	96,260,120.00	0.00	0.00	0.00	0.00	0.00	0.00	0.00	0.00	0.00	0.00	0.00	0.00	0.00	0.00	0.00	0.00	96,260,120.00	0.00	0.00	0.00	0.00
<b>Unobligated Allotment</b>		<b>0.00</b>	<b>0.00</b>	<b>0.00</b>	<b>0.00</b>	<b>177,812.00</b>	<b>0.00</b>	<b>0.00</b>	<b>0.00</b>	<b>177,812.00</b>	<b>0.00</b>	<b>0.00</b>	<b>0.00</b>	<b>0.00</b>	<b>0.00</b>	<b>0.00</b>	<b>0.00</b>	<b>0.00</b>	<b>0.00</b>	<b>0.00</b>	<b>0.00</b>	<b>177,812.00</b>	<b>0.00</b>	<b>0.00</b>	<b>0.00</b>
<b>I. Agency Specific Budget</b>		<b>0.00</b>	<b>0.00</b>	<b>0.00</b>	<b>0.00</b>	<b>177,812.00</b>	<b>0.00</b>	<b>0.00</b>	<b>0.00</b>	<b>177,812.00</b>	<b>0.00</b>	<b>0.00</b>	<b>0.00</b>	<b>0.00</b>	<b>0.00</b>	<b>0.00</b>	<b>0.00</b>	<b>0.00</b>	<b>0.00</b>	<b>0.00</b>	<b>0.00</b>	<b>177,812.00</b>	<b>0.00</b>	<b>0.00</b>	<b>0.00</b>
General Administration and Support	1000000000000000	0.00	0.00	0.00	0.00	78.00	0.00	0.00	0.00	78.00	0.00	0.00	0.00	0.00	0.00	0.00	0.00	0.00	0.00	0.00	0.00	78.00	0.00	0.00	0.00
General Management and Supervision	100000100001000	0.00	0.00	0.00	0.00	78.00	0.00	0.00	0.00	78.00	0.00	0.00	0.00	0.00	0.00	0.00	0.00	0.00	0.00	0.00	0.00	78.00	0.00	0.00	0.00
MOOE		0.00	0.00	0.00	0.00	78.00	0.00	0.00	0.00	78.00	0.00	0.00	0.00	0.00	0.00	0.00	0.00	0.00	0.00	0.00	0.00	78.00	0.00	0.00	0.00
Sub-Total, General Administration and Support		0.00	0.00	0.00	0.00	78.00	0.00	0.00	0.00	78.00	0.00	0.00	0.00	0.00	0.00	0.00	0.00	0.00	0.00	0.00	0.00	78.00	0.00	0.00	0.00
MOOE		0.00	0.00	0.00	0.00	78.00	0.00	0.00	0.00	78.00	0.00	0.00	0.00	0.00	0.00	0.00	0.00	0.00	0.00	0.00	0.00	78.00	0.00	0.00	0.00
Operations	3000000000000000	0.00	0.00	0.00	0.00	177,734.00	0.00	0.00	0.00	177,734.00	0.00	0.00	0.00	0.00	0.00	0.00	0.00	0.00	0.00	0.00	0.00	177,734.00	0.00	0.00	0.00
OO : Relevant and quality tertiary education ensured to achieve inclusive growth and access of poor but deserving students to quality tertiary education increased		0.00	0.00	0.00	0.00	177,711.00	0.00	0.00	0.00	177,711.00	0.00	0.00	0.00	0.00	0.00	0.00	0.00	0.00	0.00	0.00	0.00	177,711.00	0.00	0.00	0.00
HIGHER EDUCATION PROGRAM		0.00	0.00	0.00	0.00	177,711.00	0.00	0.00	0.00	177,711.00	0.00	0.00	0.00	0.00	0.00	0.00	0.00	0.00	0.00	0.00	0.00	177,711.00	0.00	0.00	0.00
Provision of Higher Education Services	310100100002000	0.00	0.00	0.00	0.00	136,455.00	0.00	0.00	0.00	136,455.00	0.00	0.00	0.00	0.00	0.00	0.00	0.00	0.00	0.00	0.00	0.00	136,455.00	0.00	0.00	0.00
CO		0.00	0.00	0.00	0.00	136,455.00	0.00	0.00	0.00	136,455.00	0.00	0.00	0.00	0.00	0.00	0.00	0.00	0.00	0.00	0.00	0.00	136,455.00	0.00	0.00	0.00
Locally-Funded Project(s)		0.00	0.00	0.00	0.00	41,256.00	0.00	0.00	0.00	41,256.00	0.00	0.00	0.00	0.00	0.00	0.00	0.00	0.00	0.00	0.00	0.00	41,256.00	0.00	0.00	0.00
Construction of Grand Legacy Building Phase 4 (Assessment and Training Center for Hospitality, Tourism, Tech-Voc, ICT and Disaster Risk Management Center) - Lingayen Campus	310100200051000	0.00	0.00	0.00	0.00	20,131.00	0.00	0.00	0.00	20,131.00	0.00	0.00	0.00	0.00	0.00	0.00	0.00	0.00	0.00	0.00	0.00	20,131.00	0.00	0.00	0.00
CO		0.00	0.00	0.00	0.00	20,131.00	0.00	0.00	0.00	20,131.00	0.00	0.00	0.00	0.00	0.00	0.00	0.00	0.00	0.00	0.00	0.00	20,131.00	0.00	0.00	0.00
Upgrading and Rehabilitation of Fisheries Laboratory - Binmaley Campus	310100200052000	0.00	0.00	0.00	0.00	21,125.00	0.00	0.00	0.00	21,125.00	0.00	0.00	0.00	0.00	0.00	0.00	0.00	0.00	0.00	0.00	0.00	21,125.00	0.00	0.00	0.00
CO		0.00	0.00	0.00	0.00	21,125.00	0.00	0.00	0.00	21,125.00	0.00	0.00	0.00	0.00	0.00	0.00	0.00	0.00	0.00	0.00	0.00	21,125.00	0.00	0.00	0.00
OO : Higher education research improved to promote economic productivity and innovation		0.00	0.00	0.00	0.00	23.00	0.00	0.00	0.00	23.00	0.00	0.00	0.00	0.00	0.00	0.00	0.00	0.00	0.00	0.00	0.00	23.00	0.00	0.00	0.00
RESEARCH PROGRAM		0.00	0.00	0.00	0.00	23.00	0.00	0.00	0.00	23.00	0.00	0.00	0.00	0.00	0.00	0.00	0.00	0.00	0.00	0.00	0.00	23.00	0.00	0.00	0.00
Conduct of Research Services	320200100001000	0.00	0.00	0.00	0.00	23.00	0.00	0.00	0.00	23.00	0.00	0.00	0.00	0.00	0.00	0.00	0.00	0.00	0.00	0.00	0.00	23.00	0.00	0.00	0.00
MOOE		0.00	0.00	0.00	0.00	23.00	0.00	0.00	0.00	23.00	0.00	0.00	0.00	0.00	0.00	0.00	0.00	0.00	0.00	0.00	0.00	23.00	0.00	0.00	0.00
Sub-Total, Operations		0.00	0.00	0.00	0.00	177,734.00	0.00	0.00	0.00	177,734.00	0.00	0.00	0.00	0.00	0.00	0.00	0.00	0.00	0.00	0.00	0.00	177,734.00	0.00	0.00	0.00
MOOE		0.00	0.00	0.00	0.00	23.00	0.00	0.00	0.00	23.00	0.00	0.00	0.00	0.00	0.00	0.00	0.00	0.00	0.00	0.00	0.00	23.00	0.00	0.00	0.00
CO		0.00	0.00	0.00	0.00	177,711.00	0.00	0.00	0.00	177,711.00	0.00	0.00	0.00	0.00	0.00	0.00	0.00	0.00	0.00	0.00	0.00	177,711.00	0.00	0.00	0.00

Particulars	UACS CODE	Appropriations			Allotments						Current Year Obligations					Current Year Disbursements					Balances			
		Authorized Appropriations	Adjustments (Transfer To/From, Modifications/ Augmentations)	Adjusted Appropriations	Allotments		Adjustments (Reductions, Modifications/ Augmentations)	Transfer To	Transfer From	Adjusted Allotments	1st Quarter Ending March 31	2nd Quarter Ending June 30	3rd Quarter Ending September 30	4th Quarter Ending December 31	Total	1st Quarter Ending March 31	2nd Quarter Ending June 30	3rd Quarter Ending September 30	4th Quarter Ending December 31	Total	Unused Funds		Unpaid Obligations (16-21)=(24+25)	
					SARO	Unobligated															Unreleased Appropriations	Unobligated Allotments	Due and Demandable	Not Yet Due and Demandable
1	2	3	4	5=(3+4)	6	7	8	9	10	11=[(6+7+(-)8)-9+10]	12	13	14	15	16=(12+13+14+15)	17	18	19	20	21=(17+18+19+20)	22=(5-11)	23=(11-16)	24	25
<b>Sub-Total, I. Agency Specific Budget</b>		0.00	0.00	0.00	0.00	177,812.00	0.00	0.00	0.00	177,812.00	0.00	0.00	0.00	0.00	0.00	0.00	0.00	0.00	0.00	0.00	0.00	177,812.00	0.00	0.00
MOOE		0.00	0.00	0.00	0.00	101.00	0.00	0.00	0.00	101.00	0.00	0.00	0.00	0.00	0.00	0.00	0.00	0.00	0.00	0.00	0.00	101.00	0.00	0.00
CO		0.00	0.00	0.00	0.00	177,711.00	0.00	0.00	0.00	177,711.00	0.00	0.00	0.00	0.00	0.00	0.00	0.00	0.00	0.00	0.00	0.00	177,711.00	0.00	0.00
<b>GRAND TOTAL</b>		<b>96,260,120.00</b>	<b>0.00</b>	<b>96,260,120.00</b>	<b>0.00</b>	<b>177,812.00</b>	<b>0.00</b>	<b>0.00</b>	<b>0.00</b>	<b>177,812.00</b>	<b>0.00</b>	<b>0.00</b>	<b>0.00</b>	<b>0.00</b>	<b>0.00</b>	<b>0.00</b>	<b>0.00</b>	<b>0.00</b>	<b>0.00</b>	<b>0.00</b>	<b>96,260,120.00</b>	<b>177,812.00</b>	<b>0.00</b>	<b>0.00</b>
MOOE		96,260,120.00	0.00	96,260,120.00	0.00	101.00	0.00	0.00	0.00	101.00	0.00	0.00	0.00	0.00	0.00	0.00	0.00	0.00	0.00	0.00	96,260,120.00	101.00	0.00	0.00
CO		0.00	0.00	0.00	0.00	177,711.00	0.00	0.00	0.00	177,711.00	0.00	0.00	0.00	0.00	0.00	0.00	0.00	0.00	0.00	0.00	0.00	177,711.00	0.00	0.00
<b>Recapitulation by OO:</b>																								
Unreleased Appropriations		96,260,120.00	0.00	96,260,120.00	0.00	0.00	0.00	0.00	0.00	0.00	0.00	0.00	0.00	0.00	0.00	0.00	0.00	0.00	0.00	0.00	96,260,120.00	0.00	0.00	0.00
HIGHER EDUCATION PROGRAM		96,260,120.00	0.00	96,260,120.00	0.00	0.00	0.00	0.00	0.00	0.00	0.00	0.00	0.00	0.00	0.00	0.00	0.00	0.00	0.00	0.00	96,260,120.00	0.00	0.00	0.00
Unobligated Allotment		0.00	0.00	0.00	0.00	177,734.00	0.00	0.00	0.00	177,734.00	0.00	0.00	0.00	0.00	0.00	0.00	0.00	0.00	0.00	0.00	0.00	177,734.00	0.00	0.00
HIGHER EDUCATION PROGRAM		0.00	0.00	0.00	0.00	177,711.00	0.00	0.00	0.00	177,711.00	0.00	0.00	0.00	0.00	0.00	0.00	0.00	0.00	0.00	0.00	0.00	177,711.00	0.00	0.00
RESEARCH PROGRAM		0.00	0.00	0.00	0.00	23.00	0.00	0.00	0.00	23.00	0.00	0.00	0.00	0.00	0.00	0.00	0.00	0.00	0.00	0.00	0.00	23.00	0.00	0.00


Certified Correct:

  
**JESILYN Q. VIERNES**  
 Budget Officer  
 Date: April 23, 2026 04:50 PM


Certified Correct:

  
**RENNIE D. MARTINEZ**  
 Accountant  
 Date: April 23, 2026 04:50 PM

Recommending Approval By:

  
**JEANLYN L. VILLANUEVA**  
 Finance Officer  
 Date: April 23, 2026 04:51 PM

Approved By:

  
**ELBERT M. GALAS**  
 Agency Head  
 Date April 23, 2026 04:53 PM

This report was generated using the Unified Reporting System;

Status : SUBMITTED;

Date Printed : April 23, 2026 5:00 PM; Date of initial submission : April 23, 2026 1:58 PM; Date of final submission : April 23, 2026 4:53 PM