

MONTHLY REPORT OF DISBURSEMENTS
For the month of February 2026

Department : State Universities and Colleges (SUCs)
 Agency/Entity : Pangasinan State University
 Operating Unit : < not applicable >
 Organization Code (UACS) : 08 013 0000000
 Fund Cluster : 01 - Regular Agency Fund
 (e.g. UACS Fund Cluster: 01-Regular Agency Fund, 02-Foreign Assisted Projects Fund, 03-Special Account-Locally Funded/Domestic Grants Fund, etc.)

Particulars	Current Year Budget					Prior Year's Budget											Trust Liabilities				Grand Total					Remarks			
	PS	MOOE	FinEx	CO	TOTAL	Prior Year's Accounts Payable					Current Year's Accounts Payable					TOTAL	SUB-TOTAL	PS	MOOE	CO	TOTAL	PS	MOOE	FinEx	CO		TOTAL		
						PS	MOOE	FinEx	CO	Sub-Total	PS	MOOE	FinEx	CO	Sub-Total													17=(11+16)	18=(6+17)
1	2	3	4	5	6=(2+3+4+5)	7	8	9	10	11=(7+8+9+10)	12	13	14	15	16=	17=(11+16)	18=(6+17)	19	20	21	22=(19+20+21)	23	24	25	26	27=(23+24+25+26)	28		
CASH DISBURSEMENTS	60,512,055.19	4,003,797.45	0.00	0.00	64,515,852.64	33,724.96	0.00	0.00	0.00	33,724.96	0.00	0.00	0.00	0.00	0.00	33,724.96	64,549,577.60	0.00	0.00	0.00	0.00	60,545,780.15	4,003,797.45	0.00	0.00	64,549,577.60			
Notice of Cash Allocation (NCA)	60,512,055.19	4,003,797.45	0.00	0.00	64,515,852.64	33,724.96	0.00	0.00	0.00	33,724.96	0.00	0.00	0.00	0.00	0.00	33,724.96	64,549,577.60	0.00	0.00	0.00	0.00	60,545,780.15	4,003,797.45	0.00	0.00	64,549,577.60			
MDS Checks Issued	10,365,095.49	2,926,817.31	0.00	0.00	13,291,912.80	0.00	0.00	0.00	0.00	0.00	0.00	0.00	0.00	0.00	0.00	0.00	13,291,912.80	0.00	0.00	0.00	0.00	10,365,095.49	2,926,817.31	0.00	0.00	13,291,912.80			
Advice to Debit Account	50,146,959.70	1,076,980.14	0.00	0.00	51,223,939.84	33,724.96	0.00	0.00	0.00	33,724.96	0.00	0.00	0.00	0.00	0.00	33,724.96	51,257,664.80	0.00	0.00	0.00	0.00	50,180,684.66	1,076,980.14	0.00	0.00	51,257,664.80			
Notice of Transfer Allocations (NTA)	0.00	0.00	0.00	0.00	0.00	0.00	0.00	0.00	0.00	0.00	0.00	0.00	0.00	0.00	0.00	0.00	0.00	0.00	0.00	0.00	0.00	0.00	0.00	0.00	0.00	0.00	0.00		
MDS Checks Issued	0.00	0.00	0.00	0.00	0.00	0.00	0.00	0.00	0.00	0.00	0.00	0.00	0.00	0.00	0.00	0.00	0.00	0.00	0.00	0.00	0.00	0.00	0.00	0.00	0.00	0.00	0.00	0.00	
Advice to Debit Account	0.00	0.00	0.00	0.00	0.00	0.00	0.00	0.00	0.00	0.00	0.00	0.00	0.00	0.00	0.00	0.00	0.00	0.00	0.00	0.00	0.00	0.00	0.00	0.00	0.00	0.00	0.00	0.00	
Working Fund for FAPs	0.00	0.00	0.00	0.00	0.00	0.00	0.00	0.00	0.00	0.00	0.00	0.00	0.00	0.00	0.00	0.00	0.00	0.00	0.00	0.00	0.00	0.00	0.00	0.00	0.00	0.00	0.00	0.00	
Cash Disbursement Ceiling (CDC)	0.00	0.00	0.00	0.00	0.00	0.00	0.00	0.00	0.00	0.00	0.00	0.00	0.00	0.00	0.00	0.00	0.00	0.00	0.00	0.00	0.00	0.00	0.00	0.00	0.00	0.00	0.00	0.00	
TOTAL CASH DISBURSEMENTS	60,512,055.19	4,003,797.45	0.00	0.00	64,515,852.64	33,724.96	0.00	0.00	0.00	33,724.96	0.00	0.00	0.00	0.00	0.00	33,724.96	64,549,577.60	0.00	0.00	0.00	0.00	60,545,780.15	4,003,797.45	0.00	0.00	64,549,577.60			
NON-CASH DISBURSEMENTS	4,288,294.28	47,806.67	0.00	0.00	4,336,100.95	0.00	0.00	0.00	0.00	0.00	0.00	0.00	0.00	0.00	0.00	0.00	4,336,100.95	0.00	0.00	0.00	0.00	4,288,294.28	47,806.67	0.00	0.00	4,336,100.95			
Tax Remittance Advices Issued (TRA)	4,288,294.28	47,806.67	0.00	0.00	4,336,100.95	0.00	0.00	0.00	0.00	0.00	0.00	0.00	0.00	0.00	0.00	0.00	4,336,100.95	0.00	0.00	0.00	0.00	4,288,294.28	47,806.67	0.00	0.00	4,336,100.95			
Non-Cash Availment Authority (NCAA)	0.00	0.00	0.00	0.00	0.00	0.00	0.00	0.00	0.00	0.00	0.00	0.00	0.00	0.00	0.00	0.00	0.00	0.00	0.00	0.00	0.00	0.00	0.00	0.00	0.00	0.00	0.00		
Disbursements effected through outright deductions from claims (please specify...)	0.00	0.00	0.00	0.00	0.00	0.00	0.00	0.00	0.00	0.00	0.00	0.00	0.00	0.00	0.00	0.00	0.00	0.00	0.00	0.00	0.00	0.00	0.00	0.00	0.00	0.00	0.00		
Overpayment of expenses(e.g. personnel benefits)	0.00	0.00	0.00	0.00	0.00	0.00	0.00	0.00	0.00	0.00	0.00	0.00	0.00	0.00	0.00	0.00	0.00	0.00	0.00	0.00	0.00	0.00	0.00	0.00	0.00	0.00	0.00		
Restitution for loss of government property	0.00	0.00	0.00	0.00	0.00	0.00	0.00	0.00	0.00	0.00	0.00	0.00	0.00	0.00	0.00	0.00	0.00	0.00	0.00	0.00	0.00	0.00	0.00	0.00	0.00	0.00	0.00		
Liquidated damages and similar claims	0.00	0.00	0.00	0.00	0.00	0.00	0.00	0.00	0.00	0.00	0.00	0.00	0.00	0.00	0.00	0.00	0.00	0.00	0.00	0.00	0.00	0.00	0.00	0.00	0.00	0.00	0.00		
Others(TEF, BTR-Documentary Stamp Tax, etc.)	0.00	0.00	0.00	0.00	0.00	0.00	0.00	0.00	0.00	0.00	0.00	0.00	0.00	0.00	0.00	0.00	0.00	0.00	0.00	0.00	0.00	0.00	0.00	0.00	0.00	0.00	0.00		
TOTAL NON-CASH DISBURSEMENTS	4,288,294.28	47,806.67	0.00	0.00	4,336,100.95	0.00	0.00	0.00	0.00	0.00	0.00	0.00	0.00	0.00	0.00	0.00	4,336,100.95	0.00	0.00	0.00	0.00	4,288,294.28	47,806.67	0.00	0.00	4,336,100.95			
GRAND TOTAL	64,800,349.47	4,051,604.12	0.00	0.00	68,851,953.59	33,724.96	0.00	0.00	0.00	33,724.96	0.00	0.00	0.00	0.00	0.00	33,724.96	68,885,678.55	0.00	0.00	0.00	0.00	64,834,074.43	4,051,604.12	0.00	0.00	68,885,678.55			

MONTHLY REPORT OF DISBURSEMENTS
For the month of February 2026


Department : State Universities and Colleges (SUCs)
 Agency/Entity : Pangasinan State University
 Operating Unit : < not applicable >
 Organization Code (UACS) : 08 013 0000000
 Fund Cluster : 01 - Regular Agency Fund
 (e.g. UACS Fund Cluster: 01-Regular Agency Fund, 02-Foreign Assisted Projects Fund, 03-Special Account-Locally Funded/Domestic Grants Fund, etc.)

SUMMARY

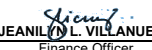
Particulars	Previous Report	This Month	As at Date
(1)	(2)	(3)	(4)
Total Disbursement Authorities Received	72,572,067.26	76,606,626.95	149,178,694.21
NCA	68,939,000.00	72,270,526.00	141,209,526.00
NTA	0.00	0.00	0.00
Working Fund	0.00	0.00	0.00
TRA	3,633,067.26	4,336,100.95	7,969,168.21
CDC	0.00	0.00	0.00
NCAA	0.00	0.00	0.00
Less: Notice of Transfer of Allocations (NTA)* issued	0.00	0.00	0.00
Total Disbursement Authorities Available	72,572,067.26	76,606,626.95	149,178,694.21
Less:	0.00	0.00	0.00
Lapsed NCA Disbursements	53,057,842.79	68,885,678.55	121,943,521.34
Less: Other Non-Cash Disbursements	0.00	0.00	0.00
Disbursements effected through outright deductions from claims	0.00	0.00	0.00
Overpayment of expenses(e.g. personnel benefits)	0.00	0.00	0.00
Restitution for loss of government property	0.00	0.00	0.00
Liquidated damages and similar claims	0.00	0.00	0.00
Others (e.g. TEF, BTr, Docs Stamp, etc.)	0.00	0.00	0.00
Add/Less: Adjustments (e.g. cancelled/staled checks)	0.00	0.00	0.00
Balance of Disbursement Authorities as at date	19,514,224.47	7,720,948.40	27,235,172.87
Total Disbursements Program	72,572,067.26	76,606,626.95	149,178,694.21
Less: *Actual Disbursements	53,057,842.79	68,885,678.55	121,943,521.34
(Over)/Under spending	19,514,224.47	7,720,948.40	27,235,172.87

Notes: * The use of NTA is discouraged
 Notes: ** Amounts should tally with the grand total disbursemnt (column 27).


Certified Correct:


RENNIE D. MARTINEZ
 Accountant
 Date: March 6, 2026 09:34 AM

Recommending Approval:


JEANILYN L. VILLANUEVA
 Finance Officer
 Date: March 6, 2026 09:34 AM

Approved By:


ELBERT M. GALAS
 Agency Head
 Date: March 6, 2026 09:35 AM

This report was generated using the Unified Reporting System; Status : SUBMITTED; Date Printed : March 6, 2026 9:40 AM; Date of initial submission : March 6, 2026 9:35 AM; Date of final submission : March 6, 2026 9:35 AM