





BP FORM 201-E
SUMMARY OF OUTYEAR REQUIREMENTS
(In Thousand Pesos)

DEPARTMENT : State Universities and Colleges (SUCs)
AGENCY : Pangasinan State University
AUTHORIZATION : New General Appropriations

Code Structure/Programs/ Activities/Projects	Key Program Code(s)	Multi-Year Requirements For FY 2027 Proposals																						
		2028											2029											
		Tier 1					Impact of 2027 Tier 2					TOTAL 2027 Requirements	Tier 1					Impact of 2027 Tier 2					TOTAL 2029 Requirements	
		PS	MOOE	FINEX	CO	TOTAL	PS	MOOE	FINEX	CO	TOTAL		PS	MOOE	FINEX	CO	TOTAL	PS	MOOE	FINEX	CO	TOTAL		
(1)	(2)	(3)	(4)	(5)	(6)	(7)	(8)	(9)	(10)	(11)	(12)	(13)	(14)	(15)	(16)	(17)	(18)	(19)	(20)	(21)	(22)	(23)	(24)	
General Administration and Support	1000000000000000	196,095	68,207	0	0	264,302	30,707	0	0	0	30,707	295,009	199,073	70,179	0	0	269,252	20,371	0	0	0	20,371	289,623	
General Management and Supervision	100000100001000	188,736	68,207	0	0	256,943	0	0	0	0	0	256,943	188,736	70,179	0	0	258,915	0	0	0	0	0	258,915	
Administration of Personnel Benefits	100000100002000	7,359	0	0	0	7,359	30,707	0	0	0	30,707	38,066	10,337	0	0	10,337	20,371	0	0	0	20,371	30,708		
Support to Operations	2000000000000000	19,668	16,893	0	0	36,561	0	0	0	0	0	36,561	19,668	17,319	0	0	36,987	0	0	0	0	0	36,987	
Auxiliary Services	200000100001000	19,668	16,893	0	0	36,561	0	0	0	0	0	36,561	19,668	17,319	0	0	36,987	0	0	0	0	0	36,987	
Operations	3000000000000000	90,386	482,283	0	20,000	592,669	0	0	0	0	0	592,669	90,386	483,740	0	0	574,126	0	0	0	0	0	574,126	
OO : Relevant and quality tertiary education ensured to achieve inclusive growth and access of poor but deserving students to quality tertiary education increased	3100000000000000	33,428	466,428	0	20,000	519,856	0	0	0	0	0	519,856	33,428	467,536	0	0	500,964	0	0	0	0	0	500,964	
HIGHER EDUCATION PROGRAM	3101000000000000	33,428	466,428	0	20,000	519,856	0	0	0	0	0	519,856	33,428	467,536	0	0	500,964	0	0	0	0	0	500,964	
Provision of Higher Education Services	310100100002000	33,428	38,108	0	20,000	91,536	0	0	0	0	0	91,536	33,428	39,216	0	0	72,644	0	0	0	0	0	72,644	
Free Higher Education	310100100003000	0	428,320	0	0	428,320	0	0	0	0	0	428,320	0	428,320	0	0	428,320	0	0	0	0	0	428,320	
OO : Higher education research improved to promote economic productivity and innovation	3200000000000000	33,428	13,942	0	0	47,370	0	0	0	0	0	47,370	33,428	14,235	0	0	47,663	0	0	0	0	0	47,663	
ADVANCED EDUCATION PROGRAM	3201000000000000	10,362	1,387	0	0	11,749	0	0	0	0	0	11,749	10,362	1,429	0	0	11,791	0	0	0	0	0	11,791	
Provision of Advanced Education Services	320100100001000	10,362	1,387	0	0	11,749	0	0	0	0	0	11,749	10,362	1,429	0	0	11,791	0	0	0	0	0	11,791	
RESEARCH PROGRAM	3202000000000000	23,066	12,555	0	0	35,621	0	0	0	0	0	35,621	23,066	12,806	0	0	35,872	0	0	0	0	0	35,872	
Conduct of Research Services	320200100001000	23,066	12,555	0	0	35,621	0	0	0	0	0	35,621	23,066	12,806	0	0	35,872	0	0	0	0	0	35,872	
OO : Community engagement increased	3300000000000000	23,530	1,913	0	0	25,443	0	0	0	0	0	25,443	23,530	1,969	0	0	25,499	0	0	0	0	0	25,499	
TECHNICAL ADVISORY EXTENSION PROGRAM	3301000000000000	23,530	1,913	0	0	25,443	0	0	0	0	0	25,443	23,530	1,969	0	0	25,499	0	0	0	0	0	25,499	
Provision of Extension Services	330100100001000	23,530	1,913	0	0	25,443	0	0	0	0	0	25,443	23,530	1,969	0	0	25,499	0	0	0	0	0	25,499	
GRAND TOTAL		306,149	567,383	0	20,000	893,532	30,707	0	0	0	30,707	924,239	309,127	571,238	0	0	880,365	20,371	0	0	0	20,371	900,736	

PREPARED BY:  JESILLE M. VIERNES Budget Officer	 GREGORIO F. DELOS ANGELES, JR. Planning Officer	CERTIFIED CORRECT BY:  RENNIE D. MARTINEZ Accountant	APPROVED BY:  ELBERT M. GALAS Agency Head	DATE: 23/04/2026 DAY/MO/YEAR
--	--	---	--	---